

Automatic Electric Cartridge Pump series AECP

## Where a tube will do


Compact pump for use in small progressive lubrication systems



AUTOMATIC  
LUBRICATION  
MADE EASY



Placeholder images to show  
different machine types



# Free up time for things that really matter

Starting the day by manually lubricating your machine means that it takes at least 30 minutes before you can start production. When lubricating manually, they can easily overlook lubrication points and grease too much or too little. Failure to lubricate every lubrication point, on every machine, every day, can negatively affect schedules, maintenance

costs, and on-time performance. When rock dust, dirt, sand and water are allowed to work their way into components, a “grinding compound” forms that can reduce bearing life substantially. The time pressure on operators is high, and the schedules are tough.

All this can cause unplanned downtime and reduced productivity, resulting in increased cost and time for repairing or replacing components.

## Automatic lubrication made easy

The new compact cartridge pump combines the best of manual and automatic lubrication.

The AECP utilizes standard grease tubes, making refilling an autolube system as easy as refilling a grease gun. It does not require any special refilling tool or equipment. In addition, the use of cartridges allows for a wide range of lubricants.

The pump fits into tight spaces thanks to its small footprint and flexible mounting options. The AECP is very robust and withstands harsh working environments and working conditions.


Paired with SSV progressive metering devices, the AECP is the heart of a simple to operate automatic lubrication system. All lubrication points are supplied reliably when the machine is running. The tube capacity is sufficient for at least one machine working day.

The built-in low-level sensor provides an early warning to replace the cartridge. If more advanced monitoring options are required, the AECP can be operated with a controller.


### Benefits:

- Increases equipment availability and reliability
- Simplifies machine maintenance
- Lowers maintenance and spare part cost
- Easy to retrofit
- Cartridges allow for a wide range of lubricants
- Compact footprint fits into tight spaces
- Robust design withstands harsh working environment
- Ideal for small machine applications with, where a tube can do:
  - Dozers and loaders
  - Farm machinery like balers
  - Municipal equipment

## Ideal for applications where a tube can do



# The AECP in detail




## A perfect match

SSV type metering devices perfectly complete the AECP to build a small progressive lubrication system.

Metering screws can easily adjust the output of these compact single-block devices. The screw meters the volume for a pair of outlets (opposite outlets). Fittings mount directly without any sealing in-between. It is a versatile metering device available in many variants regarding the type of monitoring or surface treatment.

Find more information on → [skf.com/ssvd](https://skf.com/ssvd)



SSVD metering devices with 6-, 8- and 10 outlets

## How to order\*

Part number	Description
<b>90010-00</b>	AECP pump, 12 V DC
<b>280521</b>	Mounting bracket

\* The AECP is available for purchase in North America.

## Specifications

Function principle	Electrically operated pump	
Lubricants	Greases: NLGI 1 and 2	
Cartridge volume	Standard 14.1 oz	400 ml
Working pressure	3 600 psi	248 bar
Back pressure	800–1 000 psi	55–69 bar
Operating temperature	–40 to +150 °F	–40 to +65 °C
Number of pump elements	1	
Lubricant output	0.366 in <sup>3</sup> /min	6 cm <sup>3</sup> /min
IP-protection class	IP 6K9K	
Voltage	12 V DC	
Operating current	10 or 20 A	
Outlet connection	G1/4	
Mounting position	Any	
Dimensions	16×7.5×3.5 in	406×190×89 mm
Weight (empty)	4.6 lb	2.08 kg



[skf.com/lubrication](https://skf.com/lubrication) | [skf.com/us/AECP](https://skf.com/us/AECP) | [skf.com/ssvd](https://skf.com/ssvd)

© SKF and LINCOLN are registered trademarks of the SKF Group.

© SKF Group 2023

The contents of this publication are the copyright of the publisher and may not be reproduced (even extracts) unless prior written permission is granted. Every care has been taken to ensure the accuracy of the information contained in this publication but no liability can be accepted for any loss or damage whether direct, indirect or consequential arising out of the use of the information contained herein.

PUB LS/P2 19452 EN/US · February 2023

Certain image(s) used under license from Shutterstock.com.