



PRODUCT CATALOG

www.alemite.com



INTRODUCTION



To our valued customers and employees:

As Alemite celebrates a century of excellence in 2018, we are humbled by the significance of this achievement. From meager beginnings as a maintenance solution at a manufacturing facility in Illinois to a world-class leader in the lubrication industry, today Alemite's influence is felt around the globe. Reaching this 100-year milestone is only possible because of you, our valued customers and employees who have embraced our vision of quality and excellence and have partnered with us throughout the years.

It is no small feat that we have achieved this significant anniversary. Many lubrication companies have come and gone, but Alemite remains the trusted name in lubrication. From garage mechanics to farmers, from plant supervisors to operations managers, Alemite is the source of quality lubrication products delivered with excellent customer service.

Throughout our company's history, we have seen the lubrication industry expand in many directions. At every step of this expansion, Alemite has been the industry leader, creating quality products to meet the market's demands. We intend to continue this trend as the industry leader, committing to progress and innovation in the years to come.

So, thank you for partnering with us. Thank you for celebrating this milestone with us. And thank you for being a part of our exciting future.

Sincerely,

Susan L. Petersen

Susan L. Petersen
Vice President, Sales
North America



5148 North Hanley Road | St. Louis, MO 63134 | Toll Free U.S.: 866-4-ALEMITE | Toll Free Canada: 800-267-8022 | www.alemite.com

TABLE OF CONTENTS



<i>Introduction</i>	
1	<i>Our History</i>
2	<i>Grease Guns</i> Battery Powered Grease Guns Battery Powered Grease Gun Accessories Professional Series Heavy Duty Series High Pressure Series Specialty Series Standard Duty Series Grease Gun Accessories
3	<i>Pumps</i> Oil Pumps Grease Pumps Manual Pumps Chemical and Material Handling Pumps Diaphragm Pumps Electric Pumps Pump/Reel/Meter Package Pump Accessories
4	<i>Reels</i> Heavy Duty Reels Compact Reels Severe Duty Reels Narrow Double Post Reels High Capacity Reels Enclosed Reels Welding Reels Twin Hose Reels DEF (Diesel Exhaust Fluid) Hose Reels Power & Light Reels Specialty Reels Hose Reel Accessories
5	<i>Control Valves and Meters</i> Meters High Volume Control Valves Miscellaneous Lube Dispensing Stations Accessories
6	<i>Bulk Fluid Packages</i> Tank Packages Trolley Packages Equipment Packages
7	<i>Industrial Lubrication Fittings</i> Threaded Fittings Corrosion Resistant Fittings Drive Fittings Metric Fittings Button Head Fittings Relief Fittings Flush Type Fittings Leakproof Fittings Vents Breathers Specialty Fittings Fitting Assortments Fitting Accessories
8	<i>Aerospace Fittings</i> Steel Fittings Monel Stainless Steel
9	<i>Fluid Management Systems</i> AFCS Enterprise Fluid Guard 2 RFC Wireless FCS Alemite FCS
10	<i>Fluid Handling Equipment</i> Drains Extractors Dispensers Diaphragm Pumps Accessories
11	<i>Diesel Fuel & Diesel Exhaust Fluid</i> DEF Pump Systems DEF Diaphragm Pumps Diesel Fuel Transfer Pump DEF Hose Reels DEF Accessories
12	<i>Compressed Air Components</i> Filters, Regulators and Lubricators Accessories
13	<i>Single Point Lubricators</i> Grease Lubricators Spring Driven Lubricators
14	<i>Lubrication Accessories</i> Lube Truck Accessories Dollies and Hand Trucks Accessories
15	<i>Oil Mist Systems</i> Oil-Mist Generators High Capacity Oil-Mist Generators Oil-Mist System Components Oil-Mist System Accessories Oil-Mist Nozzle Performance Curves Large Capacity Generator Performance Curves
16	<i>Example Product Configurations</i> Lube Truck Grease Pump Systems with Heavy-Duty Reel Heavy-Duty Grease Pump with Heavy-Duty Reel Medium-Pressure Oil Pump and Reel Systems Oil Pump Systems with Heavy-Duty Reel
17	<i>Pump Performance Charts</i>
18	<i>Index</i>

OUR HISTORY



THE ALEMITE STORY

It may be surprising to learn how many of today's lubrication practices are less than 100 years old. From the grease gun and grease fittings to service stations and lube trucks, the last 100 years have been filled with innovations that Alemite has either pioneered or refined as vital components for the lubrication industry.

Alemite products have quietly been a major part of many of the world's essential industries. Manufacturing, construction, agriculture, automotive, pulp and paper, aircraft maintenance, marine and mining industries have benefitted from the innovations introduced since its founding in 1918. It all started with a solution for a routine, daily task.

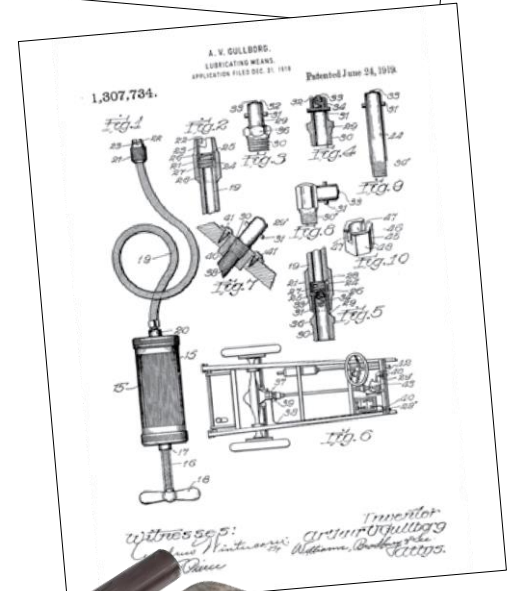
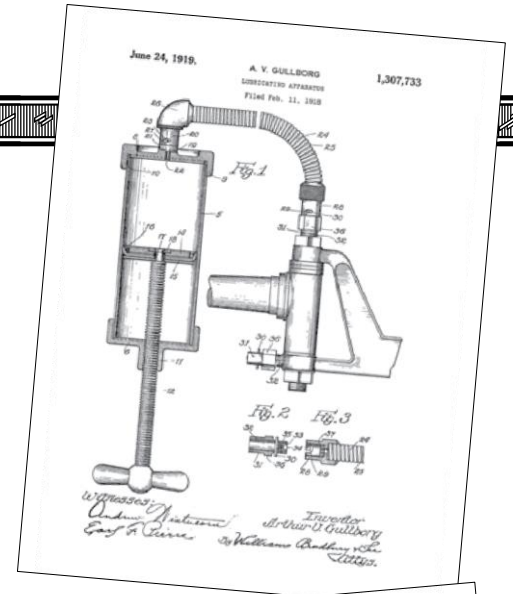
Lubrication Breakthrough

In 1916, a young man named Arthur Gullborg was tasked with the duty of lubricating the die-casting machines at the Alemite Die Casting and Manufacturing plant where his father was part owner. At the time, the only way to service the machines was to add oil into their refilling cups several times a day. This equipment was located in hot, dirty and unsafe conditions. At the end of his shift, Arthur was exhausted and covered in oil and grime. He knew there had to be a better way.

In order to improve on the messy cup design, Arthur began inventing different methods to lubricate the machines. It was through this effort that the idea of a better alternative was first conceived, utilizing a fitting (connector), hose (duct) and applicator (pump).

The fitting was hollowed out and fitted with a small spring with a metal ball at the end to help prevent the lubricant from escaping. The hose was composed of a flexible duct with a coupler on each end – one L-shaped and the other straight. The two different ends provided options when accessing a fitting, which often was difficult. The applicator would allow grease to be pushed under pressure through the hose to the application points. With this system, the bearings could be lubricated more quickly and easily.

This "pin-type" fitting and "screw-type" grease pump were the start of "The Alemite High-Pressure Lubricating System," named after the Alemite Die Casting and Manufacturing Company where it was invented. Both father and son soon saw the benefits as machines ran better with fewer repairs or breakdowns. In 1918, they formed the Alemite Lubrication Company.



Why is it so few Automobile Owners are really satisfied with the lubricating results from grease cups?

For many years, the average car owner has been satisfied with the results from grease cups. But now, with the advent of the Alemite Lubrication System, the car owner is beginning to realize the importance of proper lubrication. The Alemite system is a simple, efficient way to lubricate your car. It is the only system that allows you to lubricate your car from the ground, without the need for a grease cup. The Alemite system is the only system that allows you to lubricate your car from the ground, without the need for a grease cup. The Alemite system is the only system that allows you to lubricate your car from the ground, without the need for a grease cup.



Early Growth

The diverse possibilities of this system were beginning to become apparent. Seizing on the vast potential, the father and son team approached the U.S. Army with a quicker and more efficient way to maintain their fleet of trucks. After several test applications, the system was adopted as standard equipment on U.S. Army trucks manufactured by the White Motor Company of Cleveland, Ohio. Within months, other truck companies added the system to their vehicles. Before the end of the decade, Alemite fittings were being placed on more and more automobiles, trucks and farm equipment. The Alemite Lubrication System was quickly becoming the standard used in manufacturing and other industries.

In December 1919, Bassick Manufacturing Company purchased the Alemite Lubrication Company and renamed itself the Bassick-Alemite Corporation. This new company marketed the lubrication system under the Alemite brand. With the support of this new financial and corporate backing, it was soon adopted as the industry standard.


The Branding of a Household Name

One of the early marketing campaigns introduced the importance of proper lubrication for automobiles. During that time, many individuals were servicing their own vehicles. The campaign became a very successful tool for Alemite, and soon many automobiles were equipped with Alemite fittings. Some models even included an Alemite "grease gun" as standard equipment. As a result of the marketing campaign, automobile owners learned that the grease gun was as indispensable as the tire iron and spark plug wrench.

As automobiles became more affordable, gasoline stations began to see a way to capitalize on other aspects of the automobile industry. Many of them quickly changed into "service" stations, relieving the automobile owner of the disagreeable task of lubrication. Recognizing this, Alemite introduced the H-15 hand-operated lubrication pump, further facilitating the transition from gasoline station to service station.

In 1924, Alemite introduced the P-25 air-operated lubrication service pump to meet the demand for quicker and easier servicing tools. With a 25-pound capacity, the pump enabled service stations to lubricate a vehicle much faster, making it more profitable for business owners. Later that same year, the P-100 was introduced for those performing a large volume of lubrication services. It soon became common throughout the industry to "alemite" vehicles.

In April of that year, Alemite purchased the Allyn-Zerk Company, and the Zerk line of lubricant fittings and guns was added to the Alemite offering. This new line of products featured a "push-type" system, differentiating it from Alemite's "pin-type" system. Later that same year, the Stewart-Warner Speedometer Corporation acquired the Bassick-Alemite Corporation, adding even more opportunities for growth.



H-15





Just as the automotive industry was making Alemite a household name, industrial and manufacturing businesses saw the need for a more rugged, heavy-duty lubricating system. In 1922, a new “button-head” system was introduced by Alemite for construction equipment and other industries. Its low profile and flat head made it ideal for applications where debris or other hazards might catch and break off fittings.

From Automobiles to Aviation

Developments in industry and manufacturing grew, but the greater potential for growth was found in the automotive industry. In 1925, Alemite introduced gear lubrication service as part of its national advertising campaign. The campaign encouraged motorists to change their motor oil every 500 miles, thus creating the first maintenance standard for the automotive service industry.

Advancements in the aviation industry also were taking root. In May 1927, Charles Lindbergh made the first solo, non-stop, transatlantic flight from New York to Paris in the “Spirit of St. Louis,” a single-propeller airplane that featured an engine equipped with Alemite lubricators. Alemite innovations were everywhere.

Portable Progress


By 1930, industrial equipment and large machinery were becoming more common, and the need to lubricate machinery “in the field” led Alemite to develop the “portable service station” for the Caterpillar Tractor Company. Multiple lubrication pumps, hose reels and a variety of other equipment needed for field service were mounted permanently on the bed of a truck. This concept led to U.S. military services requesting custom-designed units in vast numbers before and during World War II. These “lube trucks” became commonplace and are still used by various industries and construction companies today.


Progress continued during World War II as industry was moving faster. The need for efficient and continuous operations became apparent. Alemite made advancements in several industries with lubrication tools and products. From fittings and pumps to various oil-based fluids, the Alemite name and its influence quickly became common. So common, in fact, that the verb *alemite* was added to the 1945 printing (1934 copyright) of Webster’s New International Dictionary, Second Edition and remained for several years.

Postwar Innovations

After World War II, Alemite quickly recognized the potential for growth in the service industry. The demand for clean and efficient shops meant modernizing outdated service bays. Offering everything needed to fill that demand in a new ultra-modern layout, Alemite could fit a shop with a “back room” where the drums and pumps could be kept out of sight. Front cabinets and shielded reels provided a polished and clean service area. A 27-month warranty (the forerunner to modern warranties) was offered on all new “Atomic” pumps introduced by Alemite during this period.

1-866-4-ALEMITE (866-425-3648)





In the 1950s, three new lines of pumps were introduced to meet the demands of various industries and automotive service shops. Pumps able to withstand water, detergents and other corrosive liquids were launched under the “Spray-Kleen” line.

During this same period, Alemite engineers developed the Oil-Mist System of lubrication for commercial applications. It had several advantages over other methods of lubrication, specifically where continuous lubrication was needed. The system did not have any moving parts yet could deliver a constant, measured stream of clean, atomized oil to provide a cost-effective option for ongoing automatic lubrication.

Throughout the 1960s, Alemite continued to function as a resource and manufacturer of quality and reliable lubrication products. With refinements to pump efficiency and productivity, specialized pumps were introduced to meet requests from several industries. As clients expressed their needs, Alemite developed and improved various products. Pumps for inks and adhesives, along with self-contained, single-point lubricators, showed the versatility of Alemite’s commitment to the industries it served.

A New Era Begins

In 1975, a plant in Johnson City, Tenn., was purchased with the goal of centralizing the engineering and manufacturing process. By 1984, the Model 500 grease gun was introduced and proved itself as a workhorse of the industry. This introduction once again supported the fact that the Alemite brand was a strong symbol of quality and reliability.

During the next several years, the Johnson City plant would become the central location for research and design along with manufacturing and distribution. The products manufactured at this facility showed Alemite’s commitment to excellence.

In the late 1990s, Alemite introduced the RAM pump line. These pumps were efficient, quieter and more reliable than others on the market. Providing dependable operation, this new line of rugged, high-volume pumps set the bar for pump design and had other manufacturers scrambling to catch up.

Advancing Toward the Future

At the beginning of the new millennium, Alemite introduced a new line of aerospace fittings that were designed to meet the stringent requirements of SAE AS 35411, including performance tests, extensive documentation and complete traceability of materials. Along with aerospace fittings, a specially designed “Dual-Leverage” grease gun system was introduced in 2001, giving operators the ability to quickly choose either high-volume or high-pressure when lubricating grease fittings.





As the popularity of cordless tools began to rise, Alemite brought its powerful, 12-volt, battery-operated grease gun to the market, creating a new era of lubrication. In 2005, Alemite introduced the first 14.4-volt, battery-operated grease gun, making routine lubrication even quicker and more efficient.

Within the last 10 years, serious advancements in technology have aided in the introduction of two products for the lubrication industry. Alemite saw the growing demand for grease guns with more power and the ability to provide real-time tool information. In 2014, the 20-volt, lithium-ion grease gun was introduced for maintenance professionals. With its built-in intelligence, the innovative Model 596 featured a multi-function display to indicate cartridge level, battery charge level, amount of grease dispensed and several other important tool details.


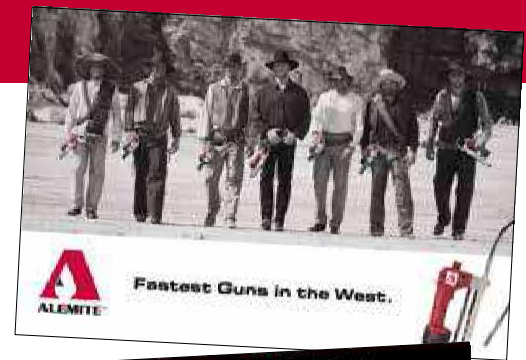
In 2015, a new era in automatic lubrication was born when the Alemite 24/7 single-point lubricator was introduced. Designed to automatically supply a small quantity of lubricant to a single lubrication point on a regular basis for up to one year, these lubricators help to increase machine reliability, improve employee safety and optimize maintenance operations.

Alemite engineers continue to make advancements in lubrication technology. In 2017, the lever-action grease coupler was offered to make quick work of routine lubrication tasks. This newly designed coupler creates a superior seal and stays attached to the fitting, even when the lever is released. This enables single-handed operation of the grease gun.

Timeless Commitment

As Alemite looks forward, its commitment to providing quality products across the globe endures. From custom-designed solutions to routine lubrication tools, Alemite engineers develop, design and manufacture products based on “voice-of-the-customer” input.

Many manufacturers have come and gone during the last 100 years, but Alemite remains the trusted brand used by lubrication professionals worldwide. Committed to its customers and promising to provide lubrication solutions that meet the demands of the modern world, Alemite continues to stand strong as a partner and leader in the lubrication industry.



GREASE GUNS



- ☛ Battery Powered Grease Guns and Accessories
- ☛ Professional Series
- ☛ Heavy Duty Series
- ☛ High Pressure Series
- ☛ Specialty Series
- ☛ Standard Duty Series
- ☛ Grease Gun Accessories

Alemite Grease Guns are built to perform in demanding applications. Unique, innovative designs ensure excellent performance, and strong attention to quality production provides maximum durability. With the most outstanding range of products offered, Alemite Grease Guns and Accessories will maximize your lubrication productivity.

GREASE GUNS



BATTERY POWERED GREASE GUNS

Alemite cordless grease guns offer the highest grease delivery of any in the market. Our patented design featuring the motor in the handle provides excellent balance with an extremely durable glass fiber reinforced housing.

20 Volt Lithium-Ion (596 & 597 Series)

FEATURES:

- LCD with real-time information:
 - Grease meter
 - Cartridge level
 - Battery capacity gauge
- High and low flow settings
- LED flashlight with on/off control
- Patented airflow management optimizes motor and transmission life

INCLUDES:

- 20 V Battery (models available with one or two batteries)
- 20 V Charger
- Heavy Duty Carrying Case

ACCESSORIES:

- 20 V – 2.5A Li-Ion Battery (343291)
- 20 V – 4.0A Li-Ion Battery (343521)
- 110 V/60 Hz Battery Charger (343500)
- 220 V/50 Hz European Battery Charger (343501)
- 12/24 V DC Mobile Charger (343289)
- 36" (90 cm) Whip Hose (340067)
- Nylon Tool Strap (339812)



597 Series

596 Series

Product #	Charger	Li-Ion Battery ⁽¹⁾	Pressure	Flow Rate (per minute)		Cartridges (per charge)		Tool Weight
				High	Low	High Speed	Low Speed	
596-A1	120 V/60 Hz	(1) 2,500 mAh	10,000 psi (690 bar)	6.0 oz (170 g)	4.0 oz (113 g)	23	24	6.3 lb (2.9 kg)
596-B1	120 V/60 Hz	(2) 2,500 mAh	10,000 psi (690 bar)	6.0 oz (170 g)	4.0 oz (113 g)	23	24	6.3 lb (2.9 kg)
596-C1 (EU)	220 V/50 Hz	(1) 2,500 mAh	10,000 psi (690 bar)	6.0 oz (170 g)	4.0 oz (113 g)	23	24	6.3 lb (2.9 kg)
596-D1 (EU)	220 V/50 Hz	(2) 2,500 mAh	10,000 psi (690 bar)	6.0 oz (170 g)	4.0 oz (113 g)	23	24	6.3 lb (2.9 kg)
597-A	110 V/60 Hz	(1) 4,000 mAh	10,000 psi (690 bar)	6.0 oz (170 g)	4.0 oz (113 g)	38	40	7.0 lb (3.2 kg)
597-B	110 V/60 Hz	(2) 4,000 mAh	10,000 psi (690 bar)	6.0 oz (170 g)	4.0 oz (113 g)	38	40	7.0 lb (3.2 kg)
597-C (EU)	220 V/50 Hz	(1) 4,000 mAh	10,000 psi (690 bar)	6.0 oz (170 g)	4.0 oz (113 g)	38	40	7.0 lb (3.2 kg)
597-D (EU)	220 V/50 Hz	(2) 4,000 mAh	10,000 psi (690 bar)	6.0 oz (170 g)	4.0 oz (113 g)	38	40	7.0 lb (3.2 kg)

⁽¹⁾ Maximum initial voltage, 18 V nominal

GREASE GUNS

BATTERY POWERED GREASE GUNS

14.4 Volt Lithium-Ion (586 Series)

FEATURES:

- Maximum power and pressure
 - Up to 15 cartridges of grease per charged battery
 - Check valve optimizes flow
 - Top-of-class powertrain efficiency handles heavy loads with ease
- Robust reliability
 - Glass-fiber-reinforced nylon housing for superior impact and wear resistance
 - Patented airflow management system optimizes motor and transmission life
 - Handle includes tube guide and charge indicator
- Easy, ergonomic operation
 - Convenient 3-way loading – cartridge, bulk or suction
 - Patented automatic universal follower – no need to flip follower when changing loading methods
 - 3-foot/1 meter ultra-flexible hose for maneuverability in tight, hard-to-reach spots

586 SERIES ACCESSORIES:

- 14.4 V Li-Ion Battery (343432)
- 110 V/60 Hz Battery Charger (343500)
- 220 V/50 Hz European Battery Charger (343501)
- 12/24 V DC Mobile Charger (343289)
- 36" (90 cm) Whip Hose (340067)
- Nylon Tool Strap (339812)



Product #	Charger input	Li-Ion Battery	Pressure	Flow rate (per minute)	Cartridges (per charge)	Tool Weight
586-A	120 V/60 Hz	(1) 2,000 mAh	10,000 psi (690 bar)	5.6 oz (159 g)	15	6.3 lb (2.8 kg)
586-B	120 V/60 Hz	(2) 2,000 mAh	10,000 psi (690 bar)	5.6 oz (159 g)	15	6.3 lb (3.0 kg)
586-C (EU)	230 V/50 Hz	(1) 2,000 mAh	10,000 psi (690 bar)	5.6 oz (159 g)	15	6.3 lb (2.8 kg)
586-D (EU)	230 V/50 Hz	(2) 2,000 mAh	10,000 psi (690 bar)	5.6 oz (159 g)	15	6.3 lb (3.0 kg)

All 586 Series kits include a charger and carrying case.

GREASE GUNS



BATTERY POWERED GREASE GUN ACCESSORIES

Accessories including mobile chargers and grease meters maximize the productivity of your Alemite Battery Powered Grease Gun.



339812



3530



340338

Product #	Description	Remarks
3530	Grease meter	Adapter 340062 required (see page <OV> for more details)
339812	Carrying strap	Reduces fatigue, allows easy storage
340067	36" (90 cm) Hose replacement	10,000 psi (690 bar) working pressure, with spring guards
340338	Relief valve	Relieves pressure to ease coupler removal from fitting
343170	Flashlight (LED) with clip	For use with any cordless grease gun
343289	14.4 V and 20 V Li-Ion Mobile battery charger	For use with 586, 596 & 597 Series
343500	110 V/60 Hz, 14.4 V and 20 V Li-Ion battery charger	For use with 14.4 V and 20 V Li-Ion 586, 596 & 597 Series
343501	220 V/50 Hz 14.4 V and 20 V Li-Ion European battery charger	For use with 14.4 V and 20 V Li-Ion 586, 596 & 597 Series
308730	Grease coupler replacement	10,000 psi (690 bar) maximum pressure
322610	Bulk loader fitting	For use with 596 & 597 Series
F331035	Grease gun holder	For wall mounting professional and standard series grease guns

GREASE GUNS

PROFESSIONAL SERIES

Alemite Professional Series Grease Guns are designed to consistently deliver excellent performance, and are known for their reliability and durability. Available in standard and high volume models.


Lever Guns

500 SERIES ACCESSORIES:

- Rigid Extension (53986)
- 18" (45 cm) Whip Hose (B337595-B1)
- Grease Coupler (308730)



500




500-E



500-L

Product #	Description	Pressure	Delivery	Cylinder Capacity	Included Items
500*	Lever gun	10,000 psi (690 bar)	1 oz (28.35 g) / 21 strokes	16 oz (454 g)	Rigid extension, coupler, loader fitting
500-E*	Lever gun with hose	10,000 psi (690 bar)	1 oz (28.35 g) / 21 strokes	16 oz (454 g)	18" (45 cm) flexible hose, coupler, loader fitting
500-L*	Lever gun, high capacity	10,000 psi (690 bar)	1 oz (28.35 g) / 21 strokes	24 oz (680 g)	Rigid extension, coupler, loader fitting

*  **WARNING** California Proposition 65: Cancer and reproductive harm. www.P65Warnings.ca.gov



PROFESSIONAL SERIES

Pistol Grip Guns

FEATURES:

- Develops up to 7,500 psi (516 bar) pressure
- Simple, quick priming – heavy duty follower spring to maintain prime
- Exclusive dual leverage feature – volume or pressure mode
- Ergonomic, rugged cast handle
- Universal follower for cartridge and bulk use
- Reliable, long lasting coupler
- Bleeder valve

555 SERIES ACCESSORIES:

- 18" (45 cm) Whip Hose (B337595-B1)
- Straight Rigid Extension & Coupler (339570)
- Grease Coupler (308730)



Product #	Pressure	Delivery ^{(1) (2)}	Cylinder Capacity	Included Items
555	7,500 psi (516 bar)	1 oz (28 g) /30 strokes	16 oz (454 g)	Rigid extension and coupler
555-E	7,500 psi (516 bar)	1 oz (28 g) /30 strokes	16 oz (454 g)	18" (45 cm) flexible hose and coupler

⁽¹⁾ Both models require 67 strokes to dispense 1 ounce (28 grams) of grease in high pressure mode.

⁽²⁾ Delivery rate is based on high volume mode.

GREASE GUNS

PROFESSIONAL SERIES

High Volume Guns

FEATURES:

- Develops up to 1,800 psi (124 bar) pressure
- High output per stroke
- Patented follower allows cartridge or bulk loading without gun disassembly
- Cast iron head for durability
- Vinyl cover for a comfortable and sure grip
- 3 way loading (cartridge, suction, or fast refill from loader pump)



4015-A4



4015-B4

Product #	Pressure	Delivery	Cylinder Capacity	Included Items
4015-A4	1,800 psi (124 bar)	1 oz (28 g) / 7 strokes	16 oz (454 g)	Rigid extension and coupler
4015-B4	1,800 psi (124 bar)	1 oz (28 g) / 7 strokes	24 oz (680 g)	Rigid extension and coupler

GREASE GUNS



HEAVY DUTY SERIES

Alemite Heavy Duty Series Grease Guns are made for the lubrication professional, providing guaranteed performance in severe conditions. Alemite Heavy Duty Grease Guns have die cast steel or cast iron heads, and rugged body and follower construction to meet the toughest lubrication challenges.

Heavy Duty - Lever

- Develops up to 10,000 psi (690 bar) pressure
- Dual Lever mechanism allows for high volume output or high pressure delivery.
- Patented follower allows cartridge or bulk loading without gun disassembly
- Die cast steel head for exceptional durability
- Vinyl cover for a comfortable and sure grip
- 3 way loading - cartridge, suction, or fast refill from Alemite Loader Pump
- Bleeder valve
- Zinc plated finish
- Gun outlet – 1/8" NPTF



1056-S4



1056-SE4



1056-LE4

Product #	Pressure	Delivery	Cylinder Capacity	Included Items
1056-S4	10,000 psi (690 bar)	1 oz (28 g) /16 strokes (high volume mode) 1 oz (28 g) /25 strokes (high pressure mode)	16 oz (454 g)	Extensions available
1056-SE4	10,000 psi (690 bar)	1 oz (28 g) /16 strokes (high volume mode) 1 oz (28 g) /25 strokes (high pressure mode)	16 oz (454 g)	Rigid extension and coupler
1056-LE4	10,000 psi (690 bar)	1 oz (28 g) /16 strokes (high volume mode) 1 oz (28 g) /25 strokes (high pressure mode)	24 oz (680 g)	Rigid extension and coupler


GREASE GUNS

HEAVY DUTY SERIES

Heavy Duty - Extra Long Solid Lever

FEATURES:

- Develops up to 10,000 psi (690 bar) pressure
- Extra long solid lever for maximum leverage
- Large capacity 24 ounce (680 grams) cylinder
- Cast iron head for durability
- 3 way loading - cartridge, suction, or fast refill from Alemite Loader Pump
- Bleeder valve
- Zinc plated finish
- Gun outlet – 1/4" NPTF



6243-J3

6243-J3E

6679-J3

6679-J3E

Product #	Pressure	Delivery	Cylinder Capacity	Included Items
6243-J3	10,000 psi (690 bar)	1 oz (28 g) /20 strokes	24 oz (680 g)	Check valve and loader fitting
6243-J3E	10,000 psi (690 bar)	1 oz (28 g) /20 strokes	24 oz (680 g)	Rigid extension and coupler, loader fitting
6679-J3	5,000 psi (345 bar)	1 oz (28 g) /10 strokes	24 oz (680 g)	Check valve and loader fitting
6679-J3E	5,000 psi (345 bar)	1 oz (28 g) /10 strokes	24 oz (680 g)	Rigid extension and coupler, loader fitting

GREASE GUNS



HIGH PRESSURE SERIES

Alemite High Pressure Series Grease Guns will develop up to 15,000 psi pressure, and are designed to perform in harsh environments. In addition to grease, they are suitable to dispense sealants and other similar fluids. All steel construction ensures long life and reliability.

High Pressure Guns

FEATURES:

- Develops up to 15,000 psi (1,030 bar) pressure
- Cast iron head for durability
- Dispense very viscous lubricants
- Extra long solid lever for maximum leverage
- Fast loading through loader fitting using Alemite Loader Pump
- Bleeder valve
- Zinc plated
- Gun outlet – 1/4" NPTF
- Available with gauge to allow monitoring of output pressure
- Compatible with J & K size stick lubricants



6268-2



325540-1



325540-2

Product #	Description	Pressure	Delivery	Cylinder Capacity	Included Items
6268-2	Lever Gun, High Pressure	15,000 psi (1,030 bar)	1 oz (28 g) /24 strokes	12 oz (340 g)	—
325540-1	Lever Gun, High Pressure with Hose Assembly and Gauge	15,000 psi (1,030 bar)	1 oz (28 g) /24 strokes	12 oz (340 g)	Carrying strap, relief valve, giant button head coupler, 2 swivels (B52750, B52752), high pressure "T", gauge hose assembly and adapter
325540-2	Lever Gun, High Pressure with Hose Assembly and Gauge	15,000 psi (1,030 bar)	1 oz (28 g) /24 strokes	12 oz (340 g)	Carrying strap, Saf-T-Vent coupling, 2 swivels (B52750, B52752), high pressure "T", gauge hose assembly and adapter

GREASE GUNS

SPECIALTY SERIES

Alemite Specialty Series Grease Guns provide an array of guns meeting unique requirements for special applications, building on Alemite's 90 years of leadership in grease gun design.

Pneumatic Guns

The Alemite Pneumatic Grease Gun offers simple, trouble free air operation with a trigger mechanism to dispense grease.

FEATURES:

- Develops up to 6,000 psi (413 bar) pressure
- Delivers 1 ounce (28 grams) per 7 cycles
- 3 way loading - cartridge, suction, or fast refill from Alemite Loader Pump
- Intermittent/semi-automatic operation (single shot dispensing)
- Rigid extension and coupler included


F100

Product #	Description	Pressure	Delivery	Cylinder Capacity	Included Items
F100	Pneumatic (No Count Flow)	6,000 psi (413 bar)	1 oz (28 g) / 7 cycles	16 oz (454 g)	Rigid Extension and Coupler

Maximum inlet pressure of 100 psi (6.9 bar).

Screw Type Guns

The original Alemite grease gun, designed for most types of pressure gun lubricants. Turning the screw handle dispenses a controlled amount of lubricant.

FEATURES:

- 8 ounce (227 grams) capacity
- Gun outlet – 1/8" NPTF
- Requires Alemite flexible extension with coupler (B6703-A)

Product #	Description	Cylinder Capacity
C600	Screw Type Compressor Gun	8 oz (227 g)


C600

Suction Guns

The Alemite Suction Gun is used for draining non-corrosive lubricants.

FEATURES:

- 16 ounce (454 grams) capacity
- 12" (30 cm) flexible vinyl hose included

Product #	Description	Cylinder Capacity	Included Items
F105*	Suction Gun	16 oz (454 g)	12" (30 cm) Flexible Vinyl Hose

* ☐ **WARNING** California Proposition 65: Cancer and reproductive harm. www.P65Warnings.ca.gov


F105



SPECIALTY SERIES

Oil Guns

Alemite’s Heavy Duty Lever Oil Gun is specially designed for use with oil. The gun may be used to lubricate bearings, or to pre-charge hydraulic cylinders. Load the gun by pouring oil directly into the cylinder.

FEATURES:

- Develops up to 1,800 psi (124 bar) pressure
- Delivers 1 ounce (28 grams) per 7 strokes
- Large, 26 ounce (737 grams) capacity
- Buna-N seals are compatible with most oils
- Rigid extension and coupler included



Product #	Description	Pressure	Delivery	Cylinder Capacity	Included Items
4035	Lever Oil Gun	1,800 psi (124 bar)	1 oz (28 g) /7 strokes	26 oz (737 g)	Rigid extension and coupler

GREASE GUNS

STANDARD DUTY SERIES

Alemite Standard Duty Series Grease Guns are available in lever or pistol style, and are designed for most low and medium pressure applications.

Standard Lever Guns

FEATURES:

- Develops up to 4,300 psi (269 bar) (model F101) or 6,000 psi (414 bar) (model F106) pressure
- Rigid extension and coupler included


F101

F106

Product #	Description	Pressure	Cylinder Capacity	Included Items
F101*	Lever Gun	6,000 psi (414 bar)	14 oz (397 g)	Rigid extension and coupler
F106	Lever Gun	4,300 psi (296 bar)	14 oz (397 g)	Rigid extension and coupler

* ☐ **WARNING** California Proposition 65: Cancer and reproductive harm. www.P65Warnings.ca.gov

Standard Pistol Grip Guns

FEATURES:

- Develops up to 4,500 psi (310 bar) (model F103) or 2,900 psi (200 bar) (model F104) pressure
- 2 way loading – cartridge or suction
- Includes rigid extension and coupler
- Mini Pistol Grease Gun (model F104) uses 3 ounce cartridges (B408, 3-pack) and is small enough to fit easily into a tool box or storage compartment


F103

F104

Product #	Description	Pressure	Cylinder Capacity	Included Items
F103	Pistol Gun	4,500 psi (296 bar)	14 oz (397 g)	Rigid extension and coupler
F104	Pistol Gun, Mini	2,900 psi (200 bar)	3 oz (85 g)	3 oz (85 g) grease cartridge, rigid extension and coupler

GREASE GUN ACCESSORIES

Alemite offers a large selection of high quality accessories to ensure durable, reliable performance.

Rigid Extensions

FEATURES:

- Easy to use triple jaw hydraulic coupler ends for a superior seal
- Designed to allow wide 25° leak proof sealing angle
- Ends are 1/8" NPTF(m)

Product #	Length	Coupler	Extension	Use with Gun Model
6279	21" (53 cm)	6304-B	—	All
B6638	6-3/4" (17 cm)	6304-B	53986	All
B6638-A	6-5/8" (17 cm)	308730	53986	All
6638-B	12-1/8" (31 cm)	308730	—	All
54269	8" (20 cm)	6304-B	—	6243-J3, 6679-J3
339570	6.56" (17 cm)	308730	—	Pistol Grip Guns



6279



6638-B

Extension Hoses

FEATURES:

- 1/8" NPTF(m) ends
- 12,000 psi (827 bar) burst pressure

Product #	Length	Working Pressure	Hose Type	Hose End
B337595-A1	12" (30 cm)	6,000 psi (413 bar)	Thermoplastic	1/8" NPTF(m)
B337595-B1	18" (45 cm)	6,000 psi (413 bar)	Thermoplastic	1/8" NPTF(m)
B317850-1	12" (30 cm)	4,800 psi (330 bar)	Elastomeric	1/8" NPTF(m)
317850-1F	18" (45 cm)	4,800 psi (330 bar)	Elastomeric	1/8" NPTF(m)
317850-2	24" (60 cm)	4,800 psi (330 bar)	Elastomeric	1/8" NPTF(m)
317850-3	36" (90 cm)	4,800 psi (330 bar)	Elastomeric	1/8" NPTF(m)



B337595-A1



317850-2

WARNING

For use with hand-operated manual grease guns only. The pressure rating on these hose assemblies applies when used with hand-operated grease pumping equipment ONLY, such as manual grease guns or bucket pumps. DO NOT use with power-operated equipment. Rupture of the hose can result in serious injury such as fluid injection into the flesh. For powered equipment, refer to adapters and swivel devices, which can be safely used where rapid pressure rises are encountered.

GREASE GUNS

GREASE GUN ACCESSORIES

Hose Assemblies for Hydraulic Fittings

Product #	Length	Coupler	Hose	Working Pressure	Hose End
B6703-A	12" (30 cm)	308730	317850-1	4,800 psi (330 bar)	1/8" NPTF(m)
6703-B	18" (45 cm)	308730	317850-1F	4,800 psi (330 bar)	1/8" NPTF(m)
B6652-A	12" (30 cm)	6304-B	317850-1	4,800 psi (330 bar)	1/8" NPTF(m)
6654-A	18" (45 cm)	6304-B	317850-1F	4,800 psi (330 bar)	1/8" NPTF(m)


6703-B

Hose Assemblies for Standard Button Head Fittings

Product #	Length	Coupler	Swivel	Hose	Working Pressure	Hose End
7089	12" (30 cm)	42030-A	301980	317850-1	4,800 psi (330 bar)	1/8" NPTF(m)


7089

Hose Assemblies for Giant Button Head Fittings

Product #	Length	Coupler	Swivel	Hose	Working Pressure	Hose End
6704-A	12" (30 cm)	304300-A	301980	317850-1	4,800 psi (330 bar)	1/8" NPTF(m)
6704-B	18" (45 cm)	304300-A	301980	317850-1F	4,800 psi (330 bar)	1/8" NPTF(m)

WARNING

For use with hand operated grease guns only.

GREASE GUNS



GREASE GUN ACCESSORIES

Adapters, Extensions and Injector Needles



Product #	Description
6800	Lever-Action Coupler
B6278	Swivel Adapter, 10,000 psi (690 bar) working pressure
6248-1 *	Flexible Extension Adapter, 11.5" (29 cm) 1,000 psi (69 bar) working pressure
B6239	Hydraulic Push Type Adapter
B6238	90° Angle Adapter
B203	90° Angle Adapter
B201	Narrow Needle Nose Adapter, 1.5" (38 mm) Length
B6783	Needle Nose Adapter
B205	360° Adapter, 7,000 psi (482 bar) working pressure, 8 positions
6778	Rigid/Flexible Extension, 13.5" (34 cm), 5,000 psi (344 bar) working pressure
B336770	16 gauge x 1.5" (38 mm) needle
B200	18 gauge x 1.5" (38 mm) needle
310048	Quick Connect Adapter

* ☐ **WARNING** California Proposition 65: Cancer and reproductive harm. www.P65Warnings.ca.gov

GREASE GUNS

GREASE GUN ACCESSORIES

Lever-Action Coupler (6800)

Suitable for use in vehicle service applications, as well as agriculture, construction and general industry.

FEATURES:

- Sturdy, all-steel construction with spring-steel jaws
- Easy on/off action and superior sealing
- Coupler remains attached without holding it in place
- Less grease use and waste to reduce lubricant costs
- Durable, nylon protective sleeve prevents hose wear
- Suitable for pressures up to 10,000 psi (690 bar)



6800

Loader Fitting for standard weight lubricants (B306740)

- For use with light to medium weight lubricants
- Fit grease guns with 1/8" PTF(m) port in head – remove plug and install



B306740 / B322610

Loader Fitting for heavyweight lubricants (B322610)

- Includes large ball check passage
- Fit grease guns with 1/8" PTF(m) port in head – remove plug and install

Coupler (306741)

- For installation on loader pumps
- Use with loader fittings B306740 and B322610
- 3/8" NPTF(m) thread



306741

Mini Grease Cartridges (B408)

- 3 ounce (85 grams) size
- Use with F104 Mini Pistol Grip Grease Gun
- 3 cartridges per package



B408

Grease Gun Holder (F331035)

- For wall mounting Alemite Professional Series and Standard Series Grease Guns



F331035

GREASE GUN ACCESSORIES

Couplers - Hydraulic

Alemite Hydraulic Couplers provide quick, positive and leakproof connection with hydraulic fittings.

Product #	Thread	Type	Length	Pressure	Other Features
6304-B	1/8" NPTF(f)	Standard	—	10,000 psi (690 bar)	Metal Seal
6304-C	1/8" NPTF(f)	Standard	—	10,000 psi (690 bar)	Metal Seal; built-in check valve
308730	1/8" NPTF(f)	Narrow	—	10,000 psi (690 bar)	Rubber Seal
308730-A	1/8" NPTF(f)	Narrow	—	10,000 psi (690 bar)	Rubber Seal; built-in check valve
B330070	1/8" NPTF(f)	Narrow	—	10,000 psi (690 bar)	Metal Seal; blister packed
B154	1/8" NPTF(f)	Narrow	—	10,000 psi (690 bar)	Rubber Seal & 4 Jaw design
322120	1/8" NPTF(f)	Narrow	—	10,000 psi (690 bar)	Rubber Seal; 90°
6509-D	1/8" NPTF(f)	Standard 360° Swivel	3-1/2"	10,000 psi (690 bar)	Metal Seal
6509-E	1/8" NPTF(f)	Narrow 360° Swivel	4"	10,000 psi (690 bar)	Rubber Seal



6304-B



6509-D

Couplers - Button Head

Product #	Thread	Type	Pressure	Other Features
42030	7/16"-27 NS-2(f)	Standard Pull-On	10,000 psi (690 bar)	—
42030-A	1/8" NPTF(f)	Standard Pull-On	10,000 psi (690 bar)	7/16 - 27 x 1/8" NPT(f) Threaded adapter (305859); Gasket (50679)
42031-A	1/8" NPTF(f)	Standard Push-On	10,000 psi (690 bar)	7/16 - 27(m) x 1/8" NPT(f) Threaded adapter (305859); Gasket (50679)
304300	7/16"-27 NS-2(f)	Giant Pull-On	15,000 psi (1,030 bar)	—
304300-A	1/8" NPTF(f)	Giant Pull-On	15,000 psi (1,030 bar)	7/16 - 27 x 1/8" NPT(f) Threaded adapter (305859)
319702	1/4" PTF SAE Short(f)	Giant Pull-On	15,000 psi (1,030 bar)	—
304301	7/16"-27 NS-2(f)	Giant Push-On	15,000 psi (1,030 bar)	—



42030



304301

Couplers - Pin Type

Product #	Thread	Type	Pressure
VB942	1/8" NPTF(f) without wing	Pin	10,000 psi (690 bar)
50491	1/8" NPTF(m) with wing	Pin	10,000 psi (690 bar)
51185	1/8" NPTF(f) with wing	Pin	10,000 psi (690 bar)



VB942



50491

Couplers - Flush Type Nozzle

Product #	Thread	Type	Pressure
314150	1/8" NPTF(f)	Midget	10,000 psi (690 bar)
Z737	1/8" NPTF(f)	Standard	10,000 psi (690 bar)

Couplers - Kits

Product #	Description
398727	Standard Button Head Coupler Kit
398726	Giant Button Head Coupler Kit

PUMPS



- Oil Pumps
- Grease Pumps
- Manual Pumps
- Chemical & Material Handling Pumps
- Diaphragm Pumps
- Electric Pumps
- Pump/Reel/Meter Package
- Pump Accessories

Alemite offers a selection of pumps to meet your fluid handling and dispensing needs. Each pump is designed to deliver reliable, consistent performance to keep your operation running smoothly.

OIL PUMPS

Alemite Oil Pumps are ideal for applications where fluids are piped to multiple outlets. Combined with Alemite Hose Reels, Dispensing Valves and Meters, Alemite Oil Pumps deliver motor oils, gear oils, cutting oils, hydraulic oils, machine coolants, automatic transmission fluids and a wide range of petroleum based fluids from tanks, drums, totes and pails. Alemite Oil Pumps can be used for bulk transfer or direct delivery from the original container.

Pneumatic RAM - Stationary

Alemite Stationary RAM Pumps deliver fast, quiet and efficient operation, and are rugged enough to handle challenging oil applications. RAM pumps are durable, and can operate at rates up to 20 gallons (75 liters) per minute.

FEATURES:

- Handles fluids up to SAE 140
- Meets OSHA noise requirements - 85 dB
- 3" (76 mm) diameter air motor
- Will mount to 1-1/2 in. (38 mm) suction pipe from remote tank - 1 in. (25 mm) for model 9970
- Recommended for piped installations of short to moderate length
- Easy serviceability
- 1/4" (6 mm) air inlet



9968

Product #	Drum Size	Material Inlet	Material Outlet	Pump Ratio	Delivery (per minute)	Bung Adapter	Weight
9916-A1	Stub	1-1/2" NPTF(f)	1/2" NPTF(f)	1:1	16 gallon (60 liter)	Integral	17 lb (7 kg)
9918-A	Stub	1-1/2" NPTF(f)	1/2" NPTF(f)	3:1	9 gallon (34 liter)	Integral	17 lb (7 kg)
9920	—	1" NPTF(f)	1" NPTF(f)	1:1	20 gallon (75 liter)	No	18 lb (8 kg)
9960	16 gallon (60 liter)	1-1/2" NPTF(f)	1/2" NPTF(f)	5:1	7 gallon (26 liter)	326750-B1	18 lb (8 kg)
9960-A ⁽¹⁾ ⁽²⁾	16 gallon (60 liter)	1-1/2" NPTF(f)	1/2" NPTF(f)	5:1	7 gallon (26 liter)	No	17 lb (7 kg)
9968	Stub	1-1/2" NPTF(f)	1/2" NPTF(f)	5:1	7 gallon (26 liter)	326750-B1	14 lb (6 kg)
9968-A	Stub	1-1/2" NPTF(f)	1/2" NPTF(f)	5:1	7 gallon (26 liter)	No	17 lb (7 kg)
9969-B ⁽²⁾	55 gallon (208 liter)	1-1/2" NPTF(f)	1/2" NPTF(f)	5:1	7 gallon (26 liter)	326750-B1	18 lb (8 kg)
9970	Stub	1" NPTF(f)	3/8" NPTF(f)	10:1	3.5 gallon (13 liter)	326750-E1	11 lb (5 kg)

⁽¹⁾ Includes drum cover

⁽²⁾ Includes downtube

OIL PUMPS

Pneumatic RAM - Portable

Alemite's Portable RAM Pump provides fast, quiet and efficient operation, and is recommended for use with gear oils.

FEATURES:

- 4 gallons (15 liters) per minute delivery
- SAE 140 gear oil, 150 psi (10 bar)
- Meets OSHA noise requirements - 85 dB
- 3" (76 mm) diameter air motor
- Built in control valve holster, to keep hose and handle safely off of floor
- Steel dolly with durable casters
- Dispensing valve (included) designed for hard to reach areas, such as vehicle rear axles
- Easy serviceability
- 1/4" air inlet

INCLUDES:

- Drum cover (338145)
- Control valve (7492)
- 5.5 ft (1.5 m) material hose (317813-5F)
- In line electronic meter (3679)
- Steel dolly (316315-5)



Product #	Air Inlet	Drum Size	Pump Ratio	Delivery (per minute)	Bare Pump	Weight
9961-1	1/4" NPTF(f)	16 gallon /120 lb (60 liter)	5:1	4 gallon (15 liter)	9968-A	40 lb (18 kg)



OIL PUMPS

Pneumatic - Standard Duty

Alemite H-Pumps are designed for medium pressure industrial applications, featuring exceptional reliability and service life.

FEATURES:

- 2-7/16" (62 mm) diameter air motor
- Handles 10, 20 and 30W oils
- Will mount to 1 1/2" (38 mm) suction tube from remote tank
- Double toggle air valve trip mechanism prevents binding or stalling
- Corrosion resistant chrome finish on piston rods reduces packing wear
- Center flow, micro-lapped high pressure air valve provides very long life
- Self aligning, heavy acme threads provide safely locked linkage
- Requires appropriate downtube
-



8568-A4

343086 PACKAGE INCLUDES:

- 4:1 ratio pump (8568-A4)
- 16 gallons (60 liters) cover (338977)
- Drum dolly (316315-5)
- 7 ft (2 m) material hose (317813-7)
- Electronic meter (3673)
- Filter/Regulator (7936)

Product #	Drum Size	Material Inlet	Material Outlet	Pump Ratio	Delivery (per minute)	Bung Adapter	Weight
8568-A4	Stub	1-1/2" NPTF(f)	3/8" NPTF(f)	4:1	3 gallon (11 liter)	326750	14 lb (6 kg)

OIL PUMPS





Pneumatic - Industrial

FEATURES:

- 4 1/4" – 6" (108 mm - 152 mm) diameter air motor
- Recommended for pumping distances over 100 feet (30.5 m)
- Includes air connector and quick detach air coupler
- Requires bung adapter, cover and muffler (not included, refer to table below)
- Requires appropriate downtube
- 3/4" (19 mm) air inlet and outlet



7783-A4

Product #	Drum Size	Material Inlet	Material Outlet	Pump Ratio	Delivery (per minute)	Cover	Bung Adapter	Muffler	Weight
7783-A4	55 gallon (208 liter)	—	1/2" NPTF(f)	6:1	10 gallon (37  liter)	323847-4	326750-B1	324170	55 lb (25 kg)
7783-C4	Stub	1-1/2" NPTF(f)	1/2" NPTF(f)	6:1	10 gallon (37  liter)	Varies ⁽¹⁾	326750-B1	324170	45 lb (20 kg)
7793-A1	55 gallon (208 liter)	—	1/2" NPTF(f)	12:1	6.5 gallon (24  liter)	323847-4	326750-B1	324170	75 lb (34 kg)
7793-C	Stub	1-1/2" NPTF(f)	1/2" NPTF(f)	12:1	6.5 gallon (24  liter)	Varies ⁽¹⁾	326750-B1	324170	65 lb (29 kg)

⁽¹⁾Varies based on drum size. See 54 for Cover information.

GREASE PUMPS

Alemite Grease Pumps are designed to handle a wide range of applications, fluid viscosities and system pressures. Combined with Alemite Hose Reels, Dispensing Valves and Meters, Alemite Grease Pumps deliver lubricant from tanks, drums, totes and pails.

Pneumatic RAM - Stationary

Alemite Stationary RAM Pumps deliver fast, quiet and efficient operation. Capable of delivery up to 4.5 pounds (2.04 kg) per minute, RAM double acting grease pumps reduce line pulsation and allow lower operating pressure. They are designed for piped installations of moderate length.

FEATURES:

- 3" (76 mm) diameter air motor
- Recommended for piped installations up to 150 feet (45.5 m)
- Meets OSHA noise requirements - 85 dB
- Easy 360° adjustment of material outlet and air inlet
- May be used with or without lubricator
- Easy access air motor and spool – without removing downtube
- Flexible follower for straight or tapered containers
- Easy serviceability
- Air Inlet: 1/4" NPTF(f)



9950-A1

Product #	Drum Size	Material Outlet	Pump Ratio	Delivery (per minute)	Follower	Cover	Weight
9940	120 lb (50 kg)	3/8" NPTF(f)	70:1	3.25 lb (1.47 kg)	338802	338371	28 lb (12 kg)
9949	400 lb (180 kg)	3/8" NPTF(f)	70:1	3.25 lb (1.47 kg)	338911	338163	32 lb (14 kg)
9950-1	120 lb (50 kg)	3/8" NPTF(f)	50:1	4.5 lb (2.04 kg)	338802	338371	19 lb (8 kg)
9950-A1	120 lb (50 kg)	3/8" NPTF(f)	50:1	4.5 lb (2.04 kg)	338802 (included)	338371 (included)	32 lb (14 kg)
9979	400 lb (180 kg)	3/8" NPTF(f)	50:1	4.5 lb (2.04 kg)	338911	338163	25 lb (11 kg)
9979-A	400 lb (180 kg)	3/8" NPTF(f)	50:1	4.5 lb (2.04 kg)	338911 (included)	338163 (included)	49 lb (22 kg)
9950-C1	20 kg	3/8" NPTF(f)	50:1	4.5 lb (2.04 kg)	338992	338982	18 lb (8 kg)
9950-D1	400 lb (180 kg)	3/8" NPTF(f)	50:1	4.5 lb (2.04 kg)	338911	338984	23 lb (10 kg)
9930	Bulk	3/8" NPTF(f)	50:1	4.5 lb (2.04 kg)	Not required	Not required	16 lb (7 kg)

GREASE PUMPS

Pneumatic RAM - Portable

Alemite's Portable RAM Pump provides fast, quiet and efficient operation. Many models come equipped with accessories required for quick, easy installation and set up.

FEATURES:

- 3" (76 mm) diameter air motor
- Meets OSHA noise requirements - 85 dB
- Flexible follower for straight or tapered containers
- 1/4" air inlet
- Easy serviceability



9911-A1

Product #	Drum Size	Material Outlet	Pump Ratio	Delivery (per minute)	Follower	Cover	Bare Pump	Dolly	Weight
9911-A1⁽¹⁾ *	35 lb / 70 lb Bulk	3/8" NPTF(f)	50:1	4.5 lb (2 4 kg)	337665 ⁽²⁾ / 338802 ⁽²⁾	323496-A4	9911-R1	393629	68 lb (31 kg)
9911-J⁽¹⁾	35 lb	3/8" NPTF(f)	50:1	4.5 lb (2 4 kg)	337665	338166	9911-1	—	29 lb (13 kg)
9911-H1⁽¹⁾	35 lb	3/8" NPTF(f)	50:1	4.5 lb (2 4 kg)	337665	338166	9911-1	—	25 lb (11 kg)
9911-Z1⁽¹⁾	35 lb	3/8" NPTF(f)	50:1	4.5 lb (2 4 kg)	337665	338166	9911-1	338958	50 lb (23 kg)
9941	120 lb (50 kg)	3/8" NPTF(f)	70:1	3.25 lb (1 4 kg)	338802	338371	9940	316315-5	54 lb (24 kg)
9951-1⁽¹⁾	120 lb (50 kg)	3/8" NPTF(f)	50:1	4.5 lb (2 4 kg)	338802	338371	9950-1	316315-5	50 lb (23 kg)
9951-S1⁽¹⁾	120 lb (50 kg)	3/8" NPTF(f)	50:1	4.5 lb (2 4 kg)	338802	338371	9950-1	—	37 lb (17 kg)
9951-T1⁽¹⁾	120 lb (50 kg)	3/8" NPTF(f)	50:1	4.5 lb (2 4 kg)	338802	338371	9950-1	338958	57 lb (26 kg)
9911-HB1⁽¹⁾	20 kg	3/8" NPTF(f)	50:1	4.5 lb (2 4 kg)	338992	338982	—	338958 ⁽³⁾	50 lb (23 kg)
9911-HC1⁽¹⁾	120 lb (50 kg)	3/8" NPTF(f)	50:1	4.5 lb (2 4 kg)	338993	338983	—	338958 ⁽³⁾	50 lb (23 kg)
9911-C1	35 lb	3/8" NPTF(f)	50:1	4.5 lb (2 4 kg)	337665	338166 (included)	9911-1	—	21 lb (10 kg)

⁽¹⁾Includes control valve (6320-3), material hose (317875-7) and Z swivel (52752)

⁽²⁾Must be purchased separately

⁽³⁾338958 dolly not included

* ☐ **WARNING** California Proposition 65: Cancer and reproductive harm. www.P65Warnings.ca.gov

GREASE PUMPS

Pneumatic Standard Duty - Stationary

Alemite H Pumps are designed for intermittent use in medium or high pressure industrial applications. Double acting H Pumps handle lightweight and fibrous lubricants.

FEATURES:

- Positive priming – handles light to heavy grease
- 2-7/16 (62 mm) (50:1) - 3" (76 mm) (70:1) diameter air motor
- Double toggle air valve prevents binding or stalling
- Corrosion resistant piston rod finish reduces packing wear
- Micro-lapped air valve provides very long life
- Flexible follower for straight or tapered containers
- Self aligning, heavy acme threads secure the linkage
- Recommended for moderate length pipe installations
- 1/4" (6 mm) air inlet
- Delivery in table based on NLGI #2 at 77 °F (25 °C), 150 psi (10 bar)



8549-B1

INCLUDED ITEMS - 8540 SERIES:

- Pressurtrol (319800-1), limits air supply to pump when pressure reaches 7,500 PSI (516 bar)
- Models 8549-B1 and 8559-B include Air Connector, Quick Detach Air Coupler and Bung Adapter

343084 PACKAGE INCLUDES:

- 120 lb (54 kg) Drum Dolly (316315-5)

Product #	Material Outlet	Pump Ratio	Delivery (per minute)	Follower ⁽¹⁾	Container Size ⁽¹⁾	Cover ⁽¹⁾	Bare Pump ⁽¹⁾	Weight
8549-C*	3/8" NPTF(f)	70:1	1.8 lb (0.8 kg)	338911	400 lb (180 kg)	318040-4	331378-B1	35 lb (15.9 kg)
8549-B1*	3/8" NPTF(f)	70:1	1.8 lb (0.8 kg)	338911	400 lb (180 kg)	318040-4	331378-B1	35 lb (15.9 kg)
8540-B*	3/8" NPTF(f)	70:1	1.8 lb (0.8 kg)	338802	120 lb (50 kg)	338371	331378-A1	32 lb (14.5 kg)
8540-A1*	3/8" NPTF(f)	70:1	1.8 lb (0.8 kg)	338802 (included)	120 lb (50 kg)	338371 (included)	331378-A1	35 lb (15.9 kg)
331378-E1*	3/8" NPTF(f)	70:1	1.8 lb (0.8 kg)	338991	12.5 kg	338981	—	29 lb (13.2 kg)
331378-F1*	3/8" NPTF(f)	70:1	1.8 lb (0.8 kg)	338991	12.5 kg	338981	—	30 lb (13.6 kg)
331378-H1*	3/8" NPTF(f)	70:1	1.8 lb (0.8 kg)	338992	20 kg	338982	—	31 lb (14.1 kg)
8559-B*	3/8" NPTF(f)	50:1	2.5 lb (1 kg)	338911	400 lb (180 kg)	318040-4	331380-B5	35 lb (15.9 kg)
8550-A1*	3/8" NPTF(f)	50:1	2.5 lb (1 kg)	338802 (included)	120 lb (50 kg)	338371 (included)	331380-A5	35 lb (15.9 kg)
331380-E1*	3/8" NPTF(f)	50:1	2.5 lb (1 kg)	338991	12.5 kg	338981	—	30 lb (13.6 kg)
331380-M1*	3/8" NPTF(f)	50:1	2.5 lb (1 kg)	338992	20 kg	338982	—	31 lb (14.1 kg)
343084*	3/8" NPTF(f)	50:1	2.5 lb (1 kg)	338802 (included)	120 lb (50 kg)	338371	331380-A5	54 lb (24.5 kg)
343085*	3/8" NPTF(f)	50:1	2.5 lb (1 kg)	338911 (included)	400 lb (180 kg)	318040-4	331380-B5	48 lb (21.7 kg)

⁽¹⁾ Optional/recommended accessories not included with pump unless noted

* ☐ **WARNING** California Proposition 65: Cancer and reproductive harm. www.P65Warnings.ca.gov

GREASE PUMPS

Pneumatic Standard Duty - Portable

Alemite Portable H Pumps are designed for intermittent use in medium or high pressure industrial applications, providing easy portability. Double acting H Pumps handle lightweight and fibrous lubricants.

FEATURES:

- 1/4" NPSI air inlet
- Versatile, durable pump which will deliver a range of light to heavy fluids



8541-5



8553-2

Product #	Material Outlet	Pump Ratio	Delivery (per minute)	Follower	Container Size	Cover	Weight
8541-5	3/8" NPTF(f)	70:1	1.8 lb (0.8 kg)	338802 (included)	120 lb (50 kg)	338371	57 lb (25.5 kg)
8553-2	3/8" NPTF(f)	26:1	0.75 gallon (2.8 liter)	—	35 lb	338166	41 lb (18.5 kg)

GREASE PUMPS

Pneumatic Industrial

Alemite Industrial Pumps deliver viscous fluids and lubricants up to NLGI #3. These reliable continuous duty pumps maintain pressure over long distances.

FEATURES:

- 4-1/4" (108 mm) standard air motor - 6" (152 mm) air motor for 7795-A5, 7795-B5, 7736
- 7784-A4 is designed for heavy gear oil and lubricants up to NLGI #1
- Tote tank pumps designed for horizontal mounting
- Recommended for pumping distances over 100 feet (30.5 m)
- 3/4" NPTF air inlet

INCLUDES:

- Air Connector
- Quick Detach Air Coupler
- Tote tank pumps include male 3" (76 mm) Cam Lock Adapter for mounting pump to bulk grease container

RECOMMENDED ACCESSORIES

- Bung Adapter (326750-B1)
- Air Hose (317811-5)



Product #	Drum Size	Material Outlet	Pump Ratio	Delivery (per minute)	Follower	Cover	Operating Pressure	Muffler	Material Hose	Weight
7784-A4	400 lb (180 kg)	1/2" NPTF(f)	25:1	32 lb (14 kg)	338912	323847-4	200 psi (13 bar)	324170	317882-7	69 lb (31 kg)
7785-A5	400 lb (180 kg)	1/2" NPTF(f)	40:1	22 lb (10 kg)	338912	323847-4	200 psi (13 bar)	324170	317882-7	77 lb (35 kg)
7785-B5	120 lb (50 kg)	1/2" NPTF(f)	40:1	22 lb (10 kg)	338804	323800-4	200 psi (13 bar)	324170	317882-7	67 lb (30 kg)
7786-A5	400 lb (180 kg)	1/2" NPTF(f)	75:1	12 lb (5 kg)	338912	323847-4	100 psi (6 bar)	324170	317882-7	69 lb (31 kg)
7786-C	120 lb (50 kg)	1/2" NPTF(f)	75:1	12 lb (5 kg)	338804	323800-4	100 psi (6 bar)	324170	317882-7	67 lb (30 kg)
7795-A5	400 lb (180 kg)	1/2" NPTF(f)	80:1	13 lb (5 kg)	338912	323847-4	100 psi (6 bar)	324170	317882-7	77 lb (35 kg)
7795-B5	120 lb (50 kg)	1/2" NPTF(f)	80:1	13 lb (5 kg)	338804	323800-4	100 psi (6 bar)	324170	317882-7	75 lb (34 kg)
7735	Bulk	1/2" NPTF(f)	10:1	73 lb (33 kg)	—	—	100 psi (6 bar)	324170	317813-5 +339661	57 lb (26 kg)
7736	Bulk	1-1/4" NPTF(f)	11:1	86 lb (39 kg)	—	—	100 psi (6 bar)	324170	317813-5 +339661	70 lb (32 kg)
7730	Bulk	1/2" NPTF(f)	75:1	12.5 lb (5 kg)	—	—	100 psi (6 bar)	324170	317876-5	62 lb (28 kg)

Note: Follower, Cover and Muffler sold separately.

GREASE PUMPS

Electric Grease Pump

Alemite's Electric Grease Pump "Rockcrusher" is designed for heavy duty industrial and mining applications, where compressed air or hydraulic service is not available.

FEATURES:

- 115V, 50/60 Hz ¾ HP motor
- 25 ft (7.6 m) 3 wire electric cable
- Recommended for use with 25 ft (7.6 m) of hose or less
- Helix arm assembly provides positive feed for thick lubricants at low pressures
- No follower plate required

INCLUDES:

- 10 ft (3 m) Hose
- Z Swivel (B52752)
- Control Valve (6320-3)



7175-R4

Product #	Container Capacity	Maximum Pressure	Delivery (per minute)	Weight
7175-R4	40 lb (18 liter)	5,000 psi ⁽¹⁾ (344 bar)	14 oz (397 g) NLGI#1 grease, 70 °F (21 °C)	168 lb (76 kg)

⁽¹⁾Built in switch shuts off motor

GREASE PUMPS

Hydraulic

Hydraulic grease pumps provide cost effective alternative for delivering grease without compressed air. Hydraulic pumps are offered with flow control and centralized lubrication system vent return options.

FEATURES:

- Hydraulic powered
- Compact footprint
- Sturdy, reliable construction
- 600 psi (41 bar) input pressure
- 7,500 psi (516 bar) output pressure
- 3,500 psi (241 bar) system pressure

RECOMMENDED ACCESSORIES

- Control Manifold (340989)

**8700-A**

Product #	Description/Container Size	Delivery (per minute)	Input Flow (per minute)	Hydraulic Fluid Max Temperature	Weight
8700-A	35 lb, bare pump assemblies	16 oz (453 g)	2.5 gallon (9 liter)	200 °F (93 °C)	34 lb (15 kg)
8700-B	120 lb (50 kg), bare pump assemblies	16 oz (453 g)	2.5 gallon (9 liter)	200 °F (93 °C)	36 lb (16 kg)
8700-C	400 lb (180 kg), bare pump assemblies	16 oz (453 g)	2.5 gallon (9 liter)	200 °F (93 °C)	38 lb (17 kg)
8702-A	35 lb, with vent return	16 oz (453 g)	2.5 gallon (9 liter)	200 °F (93 °C)	34 lb (15 kg)
8702-B	120 lb (50 kg), with vent return	16 oz (453 g)	2.5 gallon (9 liter)	200 °F (93 °C)	36 lb (16 kg)
8702-C	400 lb (180 kg), with vent return	16 oz (453 g)	2.5 gallon (9 liter)	200 °F (93 °C)	38 lb (17 kg)
8700-A1	35 lb, with cover and follower	16 oz (453 g)	2.5 gallon (9 liter)	200 °F (93 °C)	37 lb (16 kg)
8700-B1	120 lb (50 kg), with cover and follower	16 oz (453 g)	2.5 gallon (9 liter)	200 °F (93 °C)	39 lb (17 kg)
8700-C1	400 lb (180 kg), with cover and follower	16 oz (453 g)	2.5 gallon (9 liter)	200 °F (93 °C)	41 lb (18 kg)
8702-A1	35 lb, with vent return, cover and follower	16 oz (453 g)	2.5 gallon (9 liter)	200 °F (93 °C)	37 lb (16 kg)
8702-B1	120 lb (50 kg), with vent return, cover and follower	16 oz (453 g)	2.5 gallon (9 liter)	200 °F (93 °C)	39 lb (17 kg)
8702-C1	400 lb (180 kg), with vent return, cover and follower	16 oz (453 g)	2.5 gallon (9 liter)	200 °F (93 °C)	41 lb (18 kg)
340992	35 lb, with control manifold	16 oz (453 g)	2.5 gallon (9 liter)	200 °F (93 °C)	46 lb (20 kg)
340993	120 lb (50 kg), with control manifold	16 oz (453 g)	2.5 gallon (9 liter)	200 °F (93 °C)	48 lb (21 kg)
340994	400 lb (180 kg), with control manifold	16 oz (453 g)	2.5 gallon (9 liter)	200 °F (93 °C)	50 lb (22 kg)
340997	35 lb, with vent return and control manifold	16 oz (453 g)	2.5 gallon (9 liter)	200 °F (93 °C)	46 lb (20 kg)
340998	120 lb (50 kg), with vent return and control manifold	16 oz (453 g)	2.5 gallon (9 liter)	200 °F (93 °C)	48 lb (21 kg)
340999	400 lb (180 kg), with vent return and control manifold	16 oz (453 g)	2.5 gallon (9 liter)	200 °F (93 °C)	50 lb (22 kg)

MANUAL PUMPS

Alemite Manual Pumps are simple to operate and require no electricity or compressed air. Alemite offers a variety of models fitting 25 lb (11.3 kg) pails up to 400 lb (180 kg) drums.

Bucket Pumps

7181 Series

FEATURES:

- Adjustable lever adapts pump to lubricant type and operating conditions
- Includes 2 check valves – one at the bottom located on rod, and a second valve mid-way in the tube for increased volume

RECOMMENDED ACCESSORIES:

- Hose Assembly (317854-5F)
- Portable Cart (6777-5)



7181-4

Product #	Description	Materials	Outlet	Capacity	Delivery (per stroke)	Pressure	Included Items	Weight
7181-4*	High Volume Bucket Pump	Oil, Grease	3/8" NPTF(f)	3.7 gallon (14 liter)	1 oz (28 g)	up to 500 psi (34 bar)	Check valves, Container	19 lb (8 kg)
7181-K*	High Volume Bucket Pump Assembly with Hose and Nozzle	Oil, Grease	3/8" NPTF(f)	3.7 gallon (14 liter)	1 oz (28 g)	up to 500 psi (34 bar)	Low Pressure Hose (317807-5F) & Nozzle Assembly (306610)	20 lb (9 kg)

* **WARNING** California Proposition 65: Cancer and reproductive harm. www.P65Warnings.ca.gov

MANUAL PUMPS

Bucket Pumps

7149 Series

FEATURES:

- Multi-Pressure capability
- Adjustable lever with 3 positions to adapt pump to lubricant type and operating conditions

RECOMMENDED ACCESSORIES:

- Hose Assembly – Hydraulic Narrow Fitting (322434)
- Hose Assembly – Giant Button Head (6615-G)
- Hose Assembly – Standard Button Head (6616-G)
- Portable Cart (6777-5)




7149-4



7149-T

Product #	Description	Material	Outlet	Capacity	Delivery (per stroke)	Pressure	Included Items	Weight
7149-4	Multi Pressure Bucket Pump	Oil	3/8" NPTF(f)	5 gallon (19 liter)	1/3 oz (9 g)	2,500 - 5,000 psi (172 - 345 bar)	Container	18 lb (8 kg)
7149-A4	Multi Pressure Bucket Pump Assembly	Oil	3/8" NPTF(f)	5 gallon (19 liter)	1/3 oz (9 g)	2,500 - 5,000 psi (172 - 345 bar)	Hose Assembly (322434), Container	21 lb (9 kg)
7149-E4	Multi Pressure Bucket Pump Assembly	Oil	3/8" NPTF(f)	5 gallon (19 liter)	1/3 oz (9 g)	2,500 - 5,000 psi (172 - 345 bar)	Hose and Coupler Assembly (6616-G), Buttonhead Fitting (A1188), Plug Button, Container	21 lb (9 kg)
7149-T*	Multi Pressure Bucket Pump Assembly with Porta-Cart	Oil	3/8" NPTF(f)	5 gallon (19 liter)	1/3 oz (9 g)	2,500 - 5,000 psi (172 - 345 bar)	Porta-Cart (6777-5), Container (7149-4)	32 lb (14 kg)

*  **WARNING** California Proposition 65: Cancer and reproductive harm. www.P65Warnings.ca.gov

MANUAL PUMPS

Bucket Pumps

6713-4

FEATURES:

- High Pressure to deliver oil and grease up to NLGI #3
- Manually operated pressure relief valve relieves pressure without removing connection to lubrication point

RECOMMENDED ACCESSORIES:

- Follower Plate (314898)
- Portable Cart (6777-5)
- Hose Assembly
- Button Head Coupler (319702)
- Swivel (B52750)
- Saf-T-Vent Coupling (310428)



6713-4

Product #	Description	Materials	Outlet	Capacity	Delivery (per stroke)	Pressure	Included Items	Weight
6713-4	High Pressure Bucket Pump	Oil, Grease (up to NLGI #3)	1/4" NPTF(f)	30 lb (13.6 kg)	0.0625 oz (1.8 g)	up to 15,000 psi (1,033.5 bar)	Container	30 lb (13.6 kg)

7531 Series

FEATURES:

- Delivers greases up to NLGI #3
- For use with standard or tapered pails
- Mounts directly to original 35 lb (15.9 kg). container
- For use with standard or tapered pails
- Carrying handle

INCLUDES:

- 5 ft (1.5 m) Hose and Coupler Assembly (322434)
- Flexible Follower Plate (337665)
- Cover (337729)



7531-4

Product #	Description	Materials	Outlet	Capacity	Delivery (per stroke)	Pressure	Cover	Weight
7531-4	Manual Grease Pump (for use with pails)	Grease (up to NLGI #3)	3/8" NPTF(f)	35 lb	0.20 oz (5.7 g)	up to 3,500 psi (241.2 bar)	337729	35 lb (16 kg)
7531-A4	Manual Grease Pump (for use with pails), metric	Grease (up to NLGI #3)	3/8" NPTF(f)	20 Kg.	0.20 oz (5.7 g)	up to 3,500 psi (241.2 bar)	337729	45 lb (20 kg)

MANUAL PUMPS

Loader Pumps - Grease


Alemite Grease Loader Pumps are used to fill loader fitting equipped grease guns quickly and efficiently. Loader Pumps reduce the chance for contaminants to be introduced into the grease container and lubrication points.

FEATURES:

- Pumps for 35 lb (15.9 kg), 120 lb (54.4 kg), and 400 lb (180 kg) containers
- Available with or without Cover and Follower Plate

**7537-4****7538-4****7539-4****7118-1**

Product #	Description	Drum Size	Delivery	Pressure	Included Items	Weight
7537-4*	Volume Delivery Loader Pump	35 lb standard or tapered pail	1 lb (0.45 kg) /6 strokes	500 psi (34.5 bar)	Cover (337729), Flexible Follower (338825), Loader Extension (317219), Loader Coupler (306741)	11 lb (5 kg)
7538-4*	Volume Delivery Loader Pump	120 lb (50 kg)	1 lb (0.45 kg) /6 strokes	500 psi (34.5 bar)	Cover (328245-4), Flexible Follower (338803), Loader Extension (317219), Loader Coupler (306741)	19 lb (8.6 kg)
7539-4*	Volume Delivery Loader Pump	400 lb (180 kg)	1 lb (0.45 kg) /6 strokes	500 psi (34.5 bar)	Recommended Items (Not Included): Drum Cover (318040-4), Follower Plate (338923), Dolly for 400 lb (181 kg) container (336899)	25 lb (11.3 kg)
7118-1*	Standard Duty Loader Pump	25 lb and 35 lb pails	1 oz (28 g) per stroke	500 psi (34.5 bar)	Cover, Flexible Follower, Loader Coupler, Loader Fitting	6 lb (2.7 kg)

*  **WARNING** California Proposition 65: Cancer and reproductive harm. www.P65Warnings.ca.gov

MANUAL PUMPS

Oil Dispensing Pumps


FEATURES:

















- Compatible with oils and gear lubrication
- Attach directly to original container
- 2 lever positions to adjust delivery rate



7533-4

7534-4

7535-4

8570-5

7117-1

Product #	Description	Drum Size	Outlet	Delivery (per stroke)	Included Items	Weight
7533-4*	Dual Leverage Pump	5 gallon	1/2" NPTF(f)	2.6 oz (73  g)	5-1/2 ft (1  m) Hose (317809-5F), Curved Nozzle (306610), Pail Cover	14 lb (6 kg)
7534-4*	Dual Leverage Pump	16 gallon (60 liter)	1/2" NPTF(f)	2.6 oz (73  g)	5-1/2 ft (1  m) Hose (317809-5F), Curved Nozzle (306610), Drum Cover	17 lb (8 kg)
7535-4*	Dual Leverage Pump	55 gallon (208 kg)	1/2" NPTF(f)	2.6 oz (73  g)	5-1/2 ft (1  m) Hose (317809-5F), Curved Nozzle (306610), 2" NPTF(m) Bung Adapter	14 lb (6 kg)
8570-5*	Dual Leverage Pump	16 gallon (60 liter)	1/2" NPTF(f)	2.6 oz (73  g)	5-1/2 ft (1  m) Hose (317809-5F), Curved Nozzle (306610), Drum Cover, In-Line Electronic Meter (3679), Dolly (316315-5)	33 lb (15 kg)
7117-1	Standard Duty Pump	25 - 35 lb pails	1/4" NPTF	2.0 oz (56  g)	5 ft (1  m) Hose, Curved Nozzle, Pail Cover Assembly	6 lb (3 kg)
F7117	Oil Pump	25 - 35 lb pails	1/4" NPTF	2.0 oz (56  g)	Same as 7117-1 except in Display Package	6 lb (3 kg)
F403	Hand Pump, Piston	5 gallon	0.47" (12 mm)	2.3 oz (65  g)	4 ft (1  m) x 1/2" (12  mm) Hose, Non-Drip Nozzle	2 lb (1 kg)
F404	Plastic Pump, Siphon	55 gallon (208 liter)	—	7 gpm	4 ft5" (1  m) x 5/8" (22 mm) Hose	1 lb (0  kg)

*  **WARNING** California Proposition 65: Cancer and reproductive harm. www.P65Warnings.ca.gov



MANUAL PUMPS

Alemite Manual Pumps are simple to operate and require no electricity or compressed air. Alemite offers a variety of models fitting 25 lb (11.3 kg) pails up to 400 lb (181.2 kg) drums.

Other Manual Pumps

6796 – Telescoping Barrel Pump

FEATURES:

- Telescoping suction tube fits all containers up to 55 gallon drums
- Floating check valve allows liquids to drain back from pump when not in use

F401 – Rotary Pump

FEATURES:

- Telescoping tube fits 16 and 55 gallon drums

F406 – Standard Duty Transfer Pump

FEATURES:

- Handles lubricants, solvents, industrial chemicals, additives and non-corrosive liquids



Product #	Description	Drum Size	Delivery (per stroke)	Fluids	Weight
6796	Professional Duty Transfer Pump	Up to 55 gallon (208 liter)	12 oz (340 g)	Lubricants, solvents, thinners, automotive additives, chemicals, non-corrosive liquids	5 lb (2.3 kg)
F401	Rotary Pump	16 gallon (60 liter) and 55 gallon (208 liter)	8.5 oz (241 g)	Variety of petroleum products	15 lb (6.8 kg)
F406	Transfer Pump	15 gallon (57 liter) to 55 gallon (208 liter)	—	Lubricants, solvents, industrial chemicals, additives and non-corrosive liquids	5.4 lb (2.4 kg)

Not for use with water based media, corrosive fluids, acids, or gasoline.

CHEMICAL AND MATERIAL HANDLING PUMPS

Alemite Chemical and Material Handling pumps provide the capabilities and versatility needed for various applications. They are designed to deliver materials from original or bulk storage containers to the point of application.

Light Duty

Alemite Light Duty Class 1 Pumps are designed to handle fluids (<400 cp) such as diesel fuel and light oils, and are recommended for dispensing applications.

FEATURES:

- Quick, efficient transfer of large volume fluids
- Aluminum, stainless steel and nylon construction for compatibility with most fluids, including mild corrosives
- 1/4" air inlet
- Includes downtube for 55 gallon drums



6799

Product #	Wetted Materials	Drum Size	Material Outlet	Seal Material	Pump Ratio	Free Flow (per minute)	Cycles	Weight
6799	Carbon Steel, Aluminum, Stainless Steel, Nylon	55 gallon (208 liter)	1"	PTFE and Buna	1/3:1	30 gallon (113 liter)	30 per gallon (6 per liter)	22 lb (10 kg)

CHEMICAL AND MATERIAL HANDLING PUMPS

Alemite Class I and 2 Pumps are designed to handle light to medium fluids (5 to 4,000 cp) such as inks and oils. The double ball downtube ensures positive priming for reliable operation. Recommended for dispensing applications.

Light - Medium Duty

FEATURES:

- Stainless steel and carbon steel models suitable for pumping corrosive liquids
- 1/4" air inlet
- Stub pumps require downtube (included with 7216-4)

RECOMMENDED ACCESSORIES:

- Single Post Hoist (2741-4 or 2742-4) for models 7216-S3, 7216-4, 7880-C1
- Requires Adapter Plate (322593)

**7880-C1**

Product #	Wetted Materials	Drum Size	Material Inlet	Material Outlet	Seal Material	Pump Ratio	Free Flow (per minute)	Cycles	Weight
7216-4	Carbon Steel	55 gallon (208 liter)	—	1" NPTF(f)	PTFE and Nylon II	1:1	14 gallon (53 liter)	25 per gallon (5 per liter)	14 lb (6.4 kg)
7216-A4⁽¹⁾	Carbon Steel	55 gallon (208 liter)	—	1" NPTF(f)	PTFE and Nylon II	1:1	14 gallon (53 liter)	25 per gallon (5 per liter)	18 lb (8.2 kg)
7216-S3	Stainless Steel	55 gallon (208 liter)	1" NPTF(f)	1" NPTF(f)	PTFE	1:1	14 gallon (53 liter)	25 per gallon (5 per liter)	22 lb (10 kg)
7216-B	Carbon Steel	55 gallon (208 liter)	—	3/8" NPTF(f)	Buna	2:1	7 gallon (26 liter)	32 per gallon (7 per liter)	18 lb (8.2 kg)
7222-B4	Carbon Steel	Stub	1-1/2" NPTF(f)	1" NPTF(f)	Flouroelastomer	1:1	14 gallon (53 liter)	25 per gallon (5 per liter)	12 lb (5.4 kg)
7880-C1	Stainless Steel	Stub	1" NPTF(f)	3/8" NPTF(f)	PTFE	2.5:1	7 gallon (26 liter)	38 per gallon (8 per liter)	14 lb (6.4 kg)

⁽¹⁾ Comes with a flexible steel hose.

CHEMICAL AND MATERIAL HANDLING PUMPS

Light - Heavy Duty

Alemite Class 1, 2, and 3 Pumps are designed for pumping light to heavy fluids including coatings, oils, sealants and sound deadeners. Recommended for dispensing, extruding and spraying applications.

Stainless Steel Pump

FEATURES:

- Stainless steel construction and PTFE seals will tolerate pumping corrosive fluids
- 1/4" NPSI air inlet
- Versatile, durable pump which will deliver a range of light to heavy fluids

RECOMMENDED ACCESSORIES:

- Single Post Hoist (2741-4 or 2742-4)
- Adapter Plate (322593) for use with hoist



7835-SDTR1

Product #	Wetted Materials	Drum Size	Material Outlet	Seal Material	Pump Ratio	Free Flow (per minute)	Cycles	Weight
7835-SDTR1	Stainless Steel	55 gallon (208 liter)	3/4" NPTF(f)	PTFE	5:1	5 gallon (19 liter)	25 per gallon (6 per liter)	44 lb (20 kg)



CHEMICAL AND MATERIAL HANDLING PUMPS

Medium - Heavy Duty

Alemite Class 2, 3 and 4 Pumps are designed for medium to heavy fluids and medium semi-fluids, including adhesives, sealants and pastes. Power piston downtube combines the priming advantages of a ball check with the performance of an upper chop check to handle heavier loads. Recommended for dispensing, extruding and spraying applications.

FEATURES:

- Stainless steel construction and PTFE seals (model 7886-S5) will tolerate pumping corrosive fluids
- 3/4" NPTF(f) air inlet



7886-S5

Product #	Wetted Materials	Drum Size	Material Outlet	Seal Material	Pump Ratio	Free Flow (per minute)	Cycles	Weight
7886-A5	Carbon Steel	400 lb (180 kg)	1" NPTF(f)	Buna	11:1	13 gallon (49 liter)	30 per gallon (6 per liter)	78 lb (35 kg)
7886-S5	Stainless Steel	400 lb (180 kg)	1" NPTF(f)	PTFE	11:1	13 gallon (49 liter)	30 per gallon (6 per liter)	82 lb (37 kg)

Alemite Undercoating Pumps spray materials using air atomizing or airless spray systems. Common applications include spraying adhesives, roof coatings, and similar uses.

FEATURES:

- Double toggle air valve trip mechanism prevents binding or stalling
- Corrosion resistant chrome finish on piston rods reduces packing wear
- 2-7/16" (61.9 mm) air motor
- ¼" NPSI air inlet
- Material outlet 3/8" NPTF(f)



331571-A5	Stationary H Pump	120 lb (50 kg)	26:1	5.25 lb (2.4 kg)	—	34 lb (15.4 kg)
331571-B5	Stationary H Pump	400 lb (180 kg)	26:1	5.25 lb (2.4 kg)	—	23 lb (10.4 kg)
331571-C5	Stationary H Pump	35 lb	26:1	5.25 lb (2.4 kg)	—	29 lb (13.1 kg)

DIAPHRAGM PUMPS

Air Operated

Alemite Diaphragm Pumps are designed for both high volume transfer and dispensing a variety of low viscosity fluids including new oil, used oil, windshield washer fluid, antifreeze, and other materials. Refer to table below for specific pump compatibility.

**8301****8324**

RECOMMENDED ACCESSORIES

- 1/2" Diaphragm Pump Pressure Relief Kit (343200)
- 1" Diaphragm Pump Pressure Relief Kit (343201)
- Siphon Kit 1" NPT(m) & 1" NPT(f) (SWA306)
- Wall Mounts page 59

Prod. #	Material		Pressure	Body Material	Diaphragm Material	Air Inlet	Recommended Fluids
	Inlet/Outlet	Delivery Rate (per minute)					
≤1/2" Pumps							
8301	1/4"	4 gallon (15 liter)	125 psi (8.6 bar)	Poly	PTFE	1/4"	Windshield Washer Fluid, Antifreeze
8322	1/2"	14 gallon (53 liter)	100 psi (6.9 bar)	Poly	Buna	1/4"	Windshield Washer Fluid, Antifreeze, New/Used Oil, Most Water Based Chemicals
8322-A	1/2"	15 gallon (56 liter)	100 psi (6.9 bar)	Alum.	Buna	1/4"	New/Used Oil
8322-B	1/2"	14 gallon (53 liter)	125 psi (8.6 bar)	Poly	Santoprene	1/4"	Windshield Washer Fluid, Antifreeze, Soaps, Cleaning Fluid, Non-petroleum Cleaning Chemicals
8322-C	1/2"	14 gallon (53 liter)	125 psi (8.6 bar)	Poly	PTFE	1/4"	Concentrates, Corrosives, Water Based Solvents, DEF
8322-D	1/2"	15 gallon (56 liter)	125 psi (8.6 bar)	Alum.	PTFE	1/4"	More universally compatible with solvents, volatiles
1" Pumps							
8323	1"	45 gallon (170 liter)	125 psi (8.6 bar)	Alum.	Buna	1/2"	New/Used Oil
8325 ⁽¹⁾	1"	45 gallon (170 liter)	125 psi (8.6 bar)	Alum.	Buna	1/2"	Antifreeze, New/Used Oil
8327 ⁽¹⁾	1"	45 gallon (170 liter)	125 psi (8.6 bar)	Alum.	PTFE	1/2"	Antifreeze, New/Used Oil
>1" Pumps							
8324	1-1/2"	106 gallon (400 liter)	125 psi (8.6 bar)	Alum.	Buna	3/4"	Antifreeze, New/Used Oil
8329	2	150 gallon (567 liter)	125 psi (8.6 bar)	Alum.	Buna	3/4"	Antifreeze, New/Used Oil
8340	3"	235 gallon (888 liter)	125 psi (8.6 bar)	Alum.	Buna	3/4"	Antifreeze, New/Used Oil

⁽¹⁾ UL Listed

ELECTRIC PUMPS

Electric Transfer Pumps

Alemite Electric Transfer Pumps transfer chemicals and other fluids from drums, tanks and totes.

FEATURES:

- Designed to transfer a wide range of liquids
- Eliminates direct contact with aggressive chemicals, reduces risk for splashing
- No seals to wear out or replace
- Fast – empty a 55 gallon (208 liter) drum in 90 seconds:
35 gallon (132 liter) per minute delivery
- Light weight and portable
- Maximum viscosity is 1,500 cps
- Pumps can “dry run” against a closed valve without damage
- 16 ft (5 m) power cord with ground



Product #	Description	Voltage	Weight
340011	Electric Pump Package, PP Nozzle and Downtube	115V	19 lb (8.6 kg)
340012	Electric Pump Package, PP Nozzle and Downtube	230V	19 lb (8.6 kg)

PUMP/REEL/METER PACKAGE

343076 – Bulk Fluid Tank Package

INCLUDES:

- RAM 5:1 Pump (9968)
- 1/2" x 50 ft (15.2 m) Oil Reel (8078-D)
- Electronic Meter (3670)
 - with Rigid Extension and Automatic Tip
- 1/4" Filter/Regulator (7936)

**NOTE**

Tank, air connecting hose and downtube must be purchased separately.

343077 – Bulk Fluid Tank Package

INCLUDES:

- RAM 5:1 Pump (9968)
- 1/2" x 50 ft (15.2 m) Oil Reel (8078-D)
- Electronic Meter (3671)
 - with Flexible Extension and Automatic Tip
- 1/4" Filter/Regulator (7936)

**NOTE**

Tank, air connecting hose and downtube must be purchased separately.

PUMP ACCESSORIES

Bearing Packers



6709-B4



6598-B



B412

Product #	Bearing Size	Drum Size	Follower	Drum Cover	Weight
6709-A4	19/32" - 8" (15 ϕ mm - 203 ϕ mm)	120 lb	338803	328245-4	19 lb (8 ϕ kg)
6709-B4	19/32" - 8" (15 ϕ mm - 203 ϕ mm)	35 lb	338825	337729	15 lb (6 ϕ kg)
6598-B	3/4" - 6" (19 mm - 152 ϕ mm)	—	—	—	4 lb (1 ϕ kg)
B412	3/4" - 4" (19 mm - 101 ϕ mm)	—	—	—	2 lb (0 ϕ kg)

PUMP ACCESSORIES

Drum Covers

FEATURES:

- Durable – made with heavy gauge steel
- Drum cover flange provides rigidity and maintains solid position on drum
- Pump mounts in center of cover, and 3 thumb screws clamp over drum rim

**338981**

Product #	Drum Size	Use with Pump	Use	Height	Outer Diameter	Weight
338166	35 lb	RAM, Standard Duty	Grease	2.04" (51 mm)	12" (30 cm)	4.1 lb (1 kg)
338371	120 lb (50 kg)	RAM, Standard Duty	Grease	3.19" (81 mm)	14.88" (37 cm)	5.6 lb (2 kg)
338163	400 lb (180 kg)	RAM	Grease	1.5" (38 mm)	23.91" (60 cm)	5.6 lb (2 kg)
323800-4	120 lb (50 kg)	Industrial	Oil/Grease/Fluids	1.19" (30 mm)	14.88" (37 cm)	5.5 lb (2 kg)
323847-4	400 lb (180 kg) / 55 gallon (208 liter)	Industrial	Oil/Grease/Fluids	3.5" (88 mm)	24.25" (61 cm)	19.4 lb (8 kg)
338145	16 gallon (50 kg)	RAM 9960, 9968	Oil/Fluids	3.19" (81 mm)	14.88" (37 cm)	5.8 lb (2 kg)
338981	12.5 kg (276 mm)	Metric Pumps	Grease	1.45" (36 mm)	10.87" (27 cm)	2.8 lb (1 kg)
338982	20 kg (315 mm)	Metric Pumps	Grease	1.71" (43 mm)	12.41" (31 cm)	3.2 lb (1 kg)
338983	50 kg (409 mm)	Metric Pumps	Grease	2.05" (52 mm)	16.09" (40 cm)	7.4 lb (3 kg)
338984	180 kg (619 mm)	Metric Pumps	Grease	1.57" (39 mm)	24.36" (61 cm)	13 lb (5 kg)

**338977**

Drum Covers - Bung Mount

Product #	Drum Size	Use	Height	Outer Diameter	Bung Opening	Weight
338977	120 lb / 16 gallon	Oil/Grease/Material	3.19" (81 mm)	14.88" (378 mm)	2" NPTF	6.2 lb (2 kg)
318040-4	400 lb / 55 gallon	Oil/Grease/Material	1.57" (40 mm)	23.91" (607 mm)	2" NPTF	12.5 lb (5 kg)

PUMP ACCESSORIES

Follower Plates



337665



338802



338803

Product #	Drum Size	Use with Pump	Tube Diameter	Outer Diameter	Weight
314898	30 lb	6713-4 (Manual)	7/8" (22 mm)	8.44" (21 cm)	1.6 lb (0.72 kg)
338801	120 lb	9950 Series	1-1/8" (28 mm)	14.14" (35 cm)	4.2 lb (1.90 kg)
338802	120 lb	RAM, Standard Duty	1-3/8" (35 mm)	14.14" (35 cm)	3.6 lb (1.63 kg)
338803	120 lb	Manual	1-5/8" (41 mm)	14.14" (35 cm)	3.6 lb (1.63 kg)
338804	120 lb	Industrial	2" (50 mm)	14.14" (35 cm)	3.6 lb (1.63 kg)
338911	400 lb (180 kg / 597 mm)	RAM, Standard Duty, Metric RAM, H and Super H	1-3/8" (35 mm)	23.53" (59 cm)	11 lb (4.98 kg)
338912	400 lb	Industrial	2" (50 mm)	23.53" (59 cm)	11 lb (4.98 kg)
338923	400 lb	7539-4 (Manual)	1-5/8" (41 mm)	23.53" (59 cm)	11 lb (4.98 kg)
337665	35 lb	RAM (9911 Series)	1-1/8" (28 mm)	11.27" (28 cm)	1.7 lb (0.77 kg)
338825	35 lb	7537-4, 6709-B4 (Manual)	1-5/8" (41 mm)	11.27" (28 cm)	1.9 lb (0.86 kg)
338991	12.5 kg (270 mm)	Metric RAM, H and Super H	29 mm	10.63" (27 cm)	2 lb (0.90 kg)
338992	20 kg (330 mm)	Metric RAM, H and Super H	29 mm	12.99" (33 cm)	2.4 lb (1.08 kg)
338993	50 kg (390 mm)	Metric RAM, H and Super H	35 mm	15.35" (39 cm)	4 lb (1.81 kg)

PUMP ACCESSORIES

Strainers - Lubricant

Product #	Description	Inlet	Outlet	Element Product #	Element Porosity	Weight
380372-B1	Grease, Y Type	1/2" NPTF(f)	1/2" NPTF(f)	328628	138 micron	2.3 lb (1 04 kg)
380372-A1	Oil, Y Type	1/2" NPTF(f)	1/2" NPTF(f)	384847	40 micron	2.3 lb (1 04 kg)
339683	Waste Oil, T Type	1" NPTF(f)	1" NPTF(f)	—	16 mesh	1 lb (0 45 kg)

**380372-B1**

Strainers - Pump Tube

Product #	Use with Pump	Weight
326432	Industrial Heavy Duty	0.7 lb (0 32 kg)
326463-B1	RAM 9911, 9950, 9979 and 9940 Series, Standard Duty	0.3 lb (0 13 kg)

**326463-B1**

Bung Adapters

FEATURES:

- Cast iron construction
- 2" NPTF male to fit standard container openings

Product #	Use with Pump	Tube Size	Weight
326750	RAM and Standard Duty	1-3/8"	1.6 lb (0 72 kg)
326750-B1	Industrial, Material	2"	1.6 lb (0 72 kg)
326750-E1	7537 Series	1-5/8"	1.6 lb (0 72 kg)

**326750-B1**

PUMP ACCESSORIES

Pump Hoists



7818-F5



2741-4



2742-4

Product #	Description	Included Items	Comments	Additional Comments		Weight	Used With Pump #
7818-F5	Bridge Hoist	Guide rods, drum retaining mechanisms, vacuum break, pump air hose assemblies and follower (327690)	Height: 69-1/4" (1.76 m) (lowered), 107" (2.72 m) (raised) Width: 42-1/2" (1.08 m) Depth: 27-3/16" (691 mm) Air inlet: 3/4" NPTF(f) Maximum pressure: 200 psi (13.8 bar) Drum size: 400 lb (180 kg)	Pump Model 7785-A5 7786-A5 7886-A5	Adapter required 327247 327247	370 lb (167 kg)	7785-A5 7786-A5 7889-C
2741-4	Single Post Pump Hoist	Hoist, Cover assembly	Height: 62-1/8" (1.6 m) (lowered), 98-5/8" (2.5 m) (raised) Air inlet: 1/4" NPTF (f) Maximum pressure: 150 psi (10.3 bar) Recommended Accessory: Adapter plate (322593) adapts cover assembly to bung mounted pumps	Alemite Industrial Pumps mount directly to the cover assembly		75 lb (34 kg)	7784-A4 7785-A5 7786-A5 7795-A5
2742-4	Single Post Pump Hoist	Hoist, Bracket assembly	Height: 62-1/8" (1.6 m) (lowered), 98-5/8" (2.5 m) (raised) Air inlet: 1/4" NPTF (f) Maximum pressure: 150 psi (10.3 bar) Recommended Accessory: Follower plate (327242) for Class III, IV, and V materials, 400 lb (180 kg)	Alemite Industrial Pumps mount directly to the bracket assembly		75 lb (34 kg)	7784-A4 7785-A5 7785-B5 7786-A5 7786-C 7795-A5 7795-B5

PUMP ACCESSORIES

Pump Hose Assemblies - Manual High Volume and Multi-Pressure

FEATURES:

- Single wire braid construction
- Use with manual grease pump, high volume and multi-pressure bucket pumps

Product #	Use with Pump	Coupling Thread Size	Hose ID	Working Pressure (Maximum)	Hose Length	Weight
317853-5	Manual grease pump, high volume bucket pump, multi-pressure bucket pump	1/8" NPTF(m) x 3/8" NPTF(m)	1/4"	4,400 psi (303 bar)	5 ft (1.5m)	0.9 lb (0.4kg)
317854-5F	Manual grease pump, high volume bucket pump, multi-pressure bucket pump	3/8" NPTF(m) x 3/8" NPTF(f)	3/8"	3,200 psi (220 bar)	5.5 ft (1.7m)	1.7 lb (0.8kg)

Pump Hose Assemblies - All Manual and High Pressure

FEATURES:

- Use with all manual pumps, including high pressure manual bucket pumps, except for 6713-4

Product #	Use	Coupler	Hose	Hose Length	Swivel	Check Valve	Adapter	Weight
6615-G	Giant Button Head Fittings	304300	317854-5F	5.5 ft (1.7m)	51219	46405	—	0.5 lb (0.23 kg)
6616-G	Standard Button Head Fittings	42030	317854-5F	5.5 ft (1.7m)	51219	46405	—	2.5 lb (1.1 kg)
6617-K	Hydraulic Fittings	6304-C	317854-10	10 ft (3.0m)	—	—	—	3.4 lb (1.5 kg)
322434	Hydraulic Fittings	308730-A	317853-5	5 ft (1.5m)	—	—	—	1 lb (0.45 kg)

PUMP ACCESSORIES

Wall Brackets

Product #	Use with Pump	Weight
325749	RAM 9916-A1, 9918-A, 9968, 9970, 8568-A4	3.7 lb (1.7 kg)
328190-B4	7783 Series, 7793 Series	10.1 lb (4.6 kg)
343283	Diaphragm Evacuation Pump	10.5 lb (4.8 kg)
343172	Small Wall Mount Bracket Kit for 1/4" to 1/2" AODD Diaphragm Pumps	—
343173	Large Wall Mount Bracket Kit for 1/2" to 2" AODD Diaphragm Pumps	—



325749





























343283










PUMP ACCESSORIES

Downtubes

Alemite Downtubes are for use with stub pumps in tank or drum applications. They are produced using PVC, and versions are available for use with or without the low-level cut off (321206).

Used with Pump	16-Gallon V-Cut		55-Gallon V-Cut		250-Gallon V-Cut		275-Gallon V-Cut	
	Product #	Length	Product #	Length	Product #	Length	Product #	Length
7222-B4	338147-10	17.25" (43  cm)	338147-3	25.67" (65  cm)	338147-1	21.75" (55  cm)	338147-4	33.50" (85  cm)
7880-C1	—	—	338370-2	28.75" (73  cm)	338370-2	28.75" (73  cm)	—	—
7783-C4	—	—	338147-1	21.75" (55  cm)	338147-1	21.75" (55  cm)	—	—
7793-C	—	—	338147-1	21.75" (55  cm)	338147-1	21.75" (55  cm)	—	—
8568-A4	338147-10	17.25" (43  cm)	338147-3	25.67" (65  cm)	338147-1	21.75" (55  cm)	338147-4	33.50" (85  cm)
9916-A1	338147-3	25.67" (65  cm)	338147-4	33.50" (85  cm)	—	—	338147-9	41.75" (106  cm)
9918-A	338147-3	25.67" (65  cm)	338147-4	33.50" (85  cm)	—	—	338147-9	41.75" (106  cm)
9968	338147-1	21.75" (55  cm)	338147-2	28.25" (71  cm)	338147-3	25.67" (65  cm)	338147-7	35.56" (90  cm)
9970	—	—	338370-2	28.75" (73  cm)	338370-2	28.75" (73  cm)	—	—

These downtubes can be added to stub pumps in tanks and drums using low-level cut off (321206).

Used with Pump	16-Gallon Ext.		55-Gallon Ext.		250-Gallon Ext.		275-Gallon Ext.	
	Product #	Length	Product #	Length	Product #	Length	Product #	Length
7222-B4	338246-10	13.38" (34 cm)	338246-3	21.75" (55  cm)	338246-1	18" (45  cm)	338246-4	29.56" (75 cm)
8568-A4	338246-10	13.38" (34 cm)	338246-3	21.75" (55  cm)	338246-1	18" (45  cm)	338246-4	29.56" (75 cm)
9916-A1	338246-3	21.75" (55  cm)	—	—	—	—	338246-5	36.78" (93  cm)
9918-A	338246-3	21.75" (55  cm)	—	—	—	—	338246-5	36.78" (93  cm)
9968	—	—	—	—	338246-3	21.75" (55  cm)	—	—



- Heavy Duty, Compact & Severe Duty Reels
- Narrow Double Post Reels
- High Capacity Reels
- Enclosed Reels
- Welding Reels
- Twin Hose Reels
- DEF (Diesel Exhaust Fluid) Hose Reels
- Power & Light Reels
- Specialty Reels
- Hose Reel Accessories

Alemite reels are the standard for quality and durability in the lubrication industry. High attention to detail in material selection, construction and testing ensure that Alemite reels perform well – every time – providing a key component in a safe and efficient operation.

REELS



HEAVY DUTY REELS

Alemite Heavy Duty Reels set the industry standard for reliable, rugged performance in tough work environments. Engineered for optimum performance and safety, these reels are suitable for a wide range of demanding applications.

FEATURES:

- Superior Performance – Swivel and reel ball bearings reduce torque load on power spring for smooth retraction every time
- Anti-Lockout Design – Ratchet prevents lockup when hose is fully extended, eliminating the need to manually release the pawl at the reel
- Corrosion Resistant – Sealed bearings prevent contamination and minimize maintenance, a critical performance factor in dirty environments
- Easy Installation and Maintenance – Factory lubricated one piece power spring cassette makes installation and maintenance safe and easy
- Durable – Heavy metal arbor design withstands extreme stress and eliminates breakage associated with non-metal and light weight metal arbors
- Adjustable and Versatile – 5 position guide arm allows hose to release at an optimum position. Narrow design allows for efficient use of available space
- Compatibility – Oil, grease, air, water



8078 Series

INCLUDED ITEMS:

- Hose Reel
- Hose
- Hose Stop
- Union
- 24" (61 cm) Connecting Hose

Colors not
available in
every size
or length.



Oil

Product #	Color	Max Pressure	Delivery Hose			Connecting Hose ⁽¹⁾		Weight
			Specification	Part #	Outlet	Inlet	Part #	
8078-C	Maroon	1,500 psi (103 bar)	1/2" ID x 30 ft	317813-30	1/2" NPTF(m)	1/2" NPTF(m)	317813-2	58 lb (26 kg)
8078-D	Maroon	1,500 psi (103 bar)	1/2" ID x 50 ft	317813-50	1/2" NPTF(m)	1/2" NPTF(m)	317813-2	58 lb (26 kg)
8078-DBL	Blue	1,500 psi (103 bar)	1/2" ID x 50 ft	317813-50	1/2" NPTF(m)	1/2" NPTF(m)	317813-2	58 lb (26 kg)
8078-DBK	Black	1,500 psi (103 bar)	1/2" ID x 50 ft	317813-50	1/2" NPTF(m)	1/2" NPTF(m)	317813-2	58 lb (26 kg)
8078-DW	White	1,500 psi (103 bar)	1/2" ID x 50 ft	317813-50	1/2" NPTF(m)	1/2" NPTF(m)	317813-2	58 lb (26 kg)

⁽¹⁾Connecting Hose length is 24" (61 cm)

Grease

Product #	Color	Max Pressure	Delivery Hose			Connecting Hose ⁽¹⁾		Weight
			Specification	Part #	Outlet	Inlet	Part #	
8078-A	Maroon	6,400 psi (440 bar)	1/4" ID x 30 ft	317874-30	1/4" NPTF(f)	3/8" NPTF(m)	317876-2	56 lb (25 kg)
8078-B	Maroon	6,000 psi (413 bar)	1/4" ID x 50 ft	317874-50	1/4" NPTF(f)	3/8" NPTF(m)	317876-2	59 lb (27 kg)
8078-T	Maroon	6,400 psi (440 bar)	3/8" ID x 50 ft	317870-50	1/4" NPTF(f)	3/8" NPTF(m)	317882-2	63 lb (29 kg)
8078-BBL	Blue	6,000 psi (413 bar)	1/4" ID x 50 ft	317874-50	1/4" NPTF(f)	3/8" NPTF(m)	317876-2	59 lb (27 kg)
8078-BBK	Black	6,000 psi (413 bar)	1/4" ID x 50 ft	317874-50	1/4" NPTF(f)	3/8" NPTF(m)	317876-2	59 lb (27 kg)
8078-BW	White	6,000 psi (413 bar)	1/4" ID x 50 ft	317874-50	1/4" NPTF(f)	3/8" NPTF(m)	317876-2	59 lb (27 kg)

⁽¹⁾Connecting Hose length is 24" (61 cm)

HEAVY DUTY REELS

Air/Water

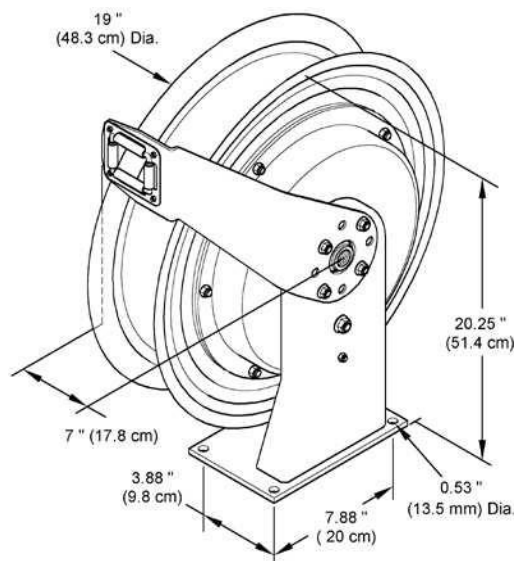
Product #	Color	Max Pressure	Delivery Hose			Connecting Hose ⁽¹⁾		Weight
			Specification	Part #	Outlet	Inlet	Part #	
8078-E*	Maroon	300 psi (20 bar)	3/8" ID x 30 ft	317803-30	1/4" NPTF(m)	1/2" NPTF(m)	317811-2	51 lb (23 kg)
8078-F*	Maroon	300 psi (20 bar)	3/8" ID x 50 ft	317803-50	1/4" NPTF(m)	1/2" NPTF(m)	317811-2	53 lb (24 kg)
8078-M*	Maroon	300 psi (20 bar)	1/2" ID x 50 ft	317811-50	1/2" NPTF(m)	1/2" NPTF(m)	317811-2	61 lb (28 kg)
8078-FBL*	Blue	300 psi (20 bar)	3/8" ID x 50 ft	317803-50	1/4" NPTF(m)	1/2" NPTF(m)	317811-2	53 lb (24 kg)
8078-FBK*	Black	300 psi (20 bar)	3/8" ID x 50 ft	317803-50	1/4" NPTF(m)	1/2" NPTF(m)	317811-2	53 lb (24 kg)
8078-FW*	White	300 psi (20 bar)	3/8" ID x 50 ft	317803-50	1/4" NPTF(m)	1/2" NPTF(m)	317811-2	53 lb (24 kg)

⁽¹⁾Connecting Hose length is 24" (61 cm)

* **WARNING** California Proposition 65: Cancer and reproductive harm. www.P65Warnings.ca.gov

Bare Reels

Product #	Color	Usage	Max Pressure	Reel Inlet	Reel Outlet	Weight
7135-A	Blue	Oil	1,500 psi (103 bar)	1/2" NPTF(f)	1/2" NPTF(f) Swivel	50 lb (23 kg)
7135-B	Black	Oil	1,500 psi (103 bar)	1/2" NPTF(f)	1/2" NPTF(f) Swivel	50 lb (23 kg)
7135-C	White	Oil	1,500 psi (103 bar)	1/2" NPTF(f)	1/2" NPTF(f) Swivel	50 lb (23 kg)
7335-B	Maroon	Oil	1,500 psi (103 bar)	1/2" NPTF(f)	1/2" NPTF(f) Swivel	50 lb (23 kg)
7134-A	Blue	Grease	6,000 psi (413 bar)	1/2" NPTF(f)	3/8" NPTF(f) Swivel	50 lb (23 kg)
7134-B	Black	Grease	6,000 psi (413 bar)	1/2" NPTF(f)	3/8" NPTF(f) Swivel	50 lb (23 kg)
7134-C	White	Grease	6,000 psi (413 bar)	1/2" NPTF(f)	3/8" NPTF(f) Swivel	50 lb (23 kg)
7334-B	Maroon	Grease	6,400 psi (440 bar)	1/2" NPTF(f)	3/8" NPTF(f) Swivel	50 lb (23 kg)
7136-A	Blue	Air/Water	300 psi (20 bar)	1/2" NPTF(f)	3/8" NPTF(f)	50 lb (23 kg)
7136-B	Black	Air/Water	300 psi (20 bar)	1/2" NPTF(f)	3/8" NPTF(f)	50 lb (23 kg)
7136-C	White	Air/Water	300 psi (20 bar)	1/2" NPTF(f)	3/8" NPTF(f)	50 lb (23 kg)
7336-B	Maroon	Air/Water	300 psi (20 bar)	1/2" NPTF(f)	3/8" NPTF(f)	50 lb (23 kg)



REELS



COMPACT REELS

Alemite Compact Reels provide optimum performance and safety in rough working environments. Featuring the same mounting pattern as Alemite's Heavy Duty and Severe Duty Reels, these models are engineered for use in locations where space is limited. Alemite Compact Reels utilize shorter arms and a smaller diameter to provide reel performance in tight spaces.

FEATURES:

- Saves space; fits in cabinets with 16.5" depth
- Superior Performance – Swivel and reel ball bearings reduce torque load on power spring for smooth retraction every time
- Anti-Lockout Design – Ratchet prevents lockup when hose is fully extended, eliminating the need to manually release the pawl at the reel
- Corrosion Resistant – Sealed bearings prevent contamination and minimize maintenance, a critical performance factor in dirty environments
- Easy Installation and Maintenance – Factory lubricated one piece power spring cassette makes installation and maintenance safe and easy
- Durable – Heavy metal arbor design withstands extreme stress and eliminates breakage associated with non-metal and light weight metal arbors
- Adjustable and Versatile – 5 position guide arm allows hose to release at an optimum position. Narrow design allows for efficient use of available space

INCLUDED ITEMS:

- Hose Reel
- Hose
- Hose Stop
- Union
- 24" (61 cm) Connecting Hose



8016-B



8017-K

Oil

Product #	Color	Max Pressure	Delivery Hose			Connecting Hose		Weight
			Specification	Part #	Outlet	Inlet	Part #	
8016-C	Maroon	1,500 psi (103 bar)	1/2" ID x 30 ft	317813-30	1/2" NPTF(m)	1/2" NPTF(m)	317813-2	53 lb. (24 kg)

Includes narrow bore reel 7316-C

Grease

Product #	Color	Max Pressure	Delivery Hose			Connecting Hose		Weight
			Specification	Part #	Outlet	Inlet	Part #	
8016-B	Maroon	6,000 psi (413 bar)	1/4" ID x 50 ft	317874-50	1/4" NPTF(f)	3/8" NPTF(m)	317876-2	53 lb. (24 kg)

Includes narrow bore reel 7316-B

COMPACT REELS

Air/Water

Product #	Color	Max Pressure	Delivery Hose			Connecting Hose		Weight
			Specification	Part #	Outlet	Inlet	Part #	
8016-F*	Maroon	300 psi (21 bar)	3/8" ID x 50 ft	317803-50	1/4" NPTF(m)	1/2" NPTF(m)	317811-2	53 lb. (24 kg)

Includes narrow bare reel 7316-F

* ☐ **WARNING** California Proposition 65: Cancer and reproductive harm. www.P65Warnings.ca.gov

Diesel Fuel Oil/Evacuation

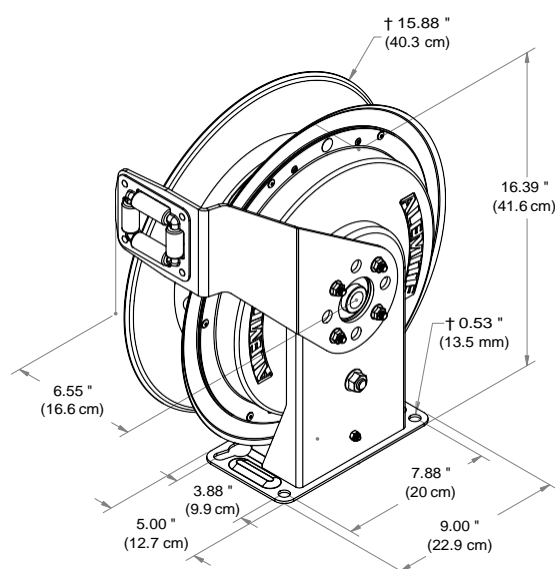
Product #	Color	Max Pressure	Delivery Hose			Connecting Hose		Weight
			Specification	Part #	Outlet	Inlet	Part #	
8017-K	Maroon	300 psi (21 bar) 30" Hg	3/4" ID x 30 ft	317868-30	3/4" NPTF(m)	3/4" NPTF(m)	317868-2	73 lb. (33 kg)

Includes wide bare reel 7317-K

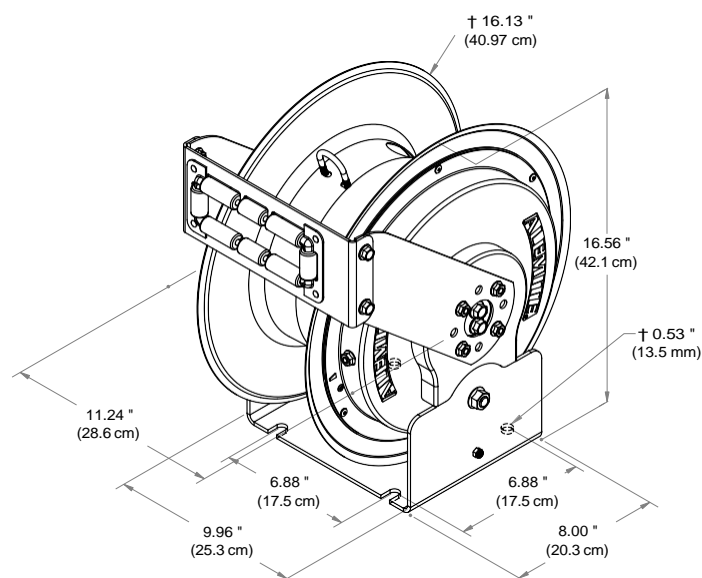
Bare Reels

Product #	Color	Usage	Max Pressure	Reel Inlet	Reel Outlet	Weight
7316-C	Maroon	Oil	1,500 psi (103 bar)	1/2" NPTF(f)	3/8" NPSM(f) Swivel	43 lb. (19,5 kg)
7316-B	Maroon	Grease	6,000 psi (413 bar)	1/2" NPTF(f)	3/8" NPSM(f) Swivel	43 lb. (19,5 kg)
7316-F*	Maroon	Air/Water	300 psi (21 bar)	1/2" NPTF(f)	1/4" NPSM(f) Swivel	43 lb. (19,5 kg)
7317-K	Maroon	Oil/Air/Water/ Diesel Fuel Oil	300 psi (21 bar) / 30" Hg	3/4" NPTF(f)	3/4" NPSM(f) Swivel	58 lb. (26 kg)

* ☐ **WARNING** California Proposition 65: Cancer and reproductive harm. www.P65Warnings.ca.gov



7316-C



7317-K

REELS



SEVERE DUTY REELS

Tough jobs require tough equipment. Alemite Severe Duty Reels are designed to deliver maximum strength and durability in harsh working conditions. The thicker, fully welded base plate provides solid stability for mobile applications, and weather resistant gaskets and O-rings protect internal components from corrosion.

FEATURES:

- Superior Performance – Swivel and reel ball bearings reduce torque load on power spring for smooth retraction every time
- Anti-Lockout Design – Ratchet prevents lockup when hose is fully extended, eliminating the need to manually release the pawl at the reel
- Corrosion Resistant – Sealed bearings and weather resistant sealing components prevent contamination and minimize maintenance, a critical performance factor in dirty environments
- Easy Installation and Maintenance – Factory lubricated one piece power spring cassette makes installation and maintenance safe and easy
- Durable – Heavy metal arbor design withstands extreme stress and eliminates breakage associated with non-metal and light weight metal arbors. Thicker, fully welded base plate ensures off road stability
- Adjustable and Versatile – 5 position guide arm allows hose to release at an optimum position. Narrow design allows for efficient use of available space



7337-C

INCLUDED ITEMS:

- Hose Reel
- Hose
- Hose Stop
- Union
- 24" (61 cm) Connecting Hose

Oil

Product #	Max Pressure	Delivery Hose			Connecting Hose ⁽¹⁾		Weight
		Specification	Part #	Outlet	Inlet	Part #	
8078-P⁽²⁾	1,500 psi (103 bar)	1/2" ID x 30 ft	317813-30	1/2" NPTF(m)	1/2" NPTF(m)	317813-2	58 lb (26 kg)
8078-H⁽²⁾	1,500 psi (103 bar)	1/2" ID x 50 ft	317813-50	1/2" NPTF(m)	1/2" NPTF(m)	317813-2	60 lb (27 kg)

⁽¹⁾Connecting Hose length is 24" (61 cm)

⁽²⁾Includes Base Reel 7335-C

Grease

Product #	Max Pressure	Delivery Hose			Connecting Hose ⁽¹⁾		Weight
		Specification	Part #	Outlet	Inlet	Part #	
8078-N	6,000 psi (413 bar)	1/4" ID x 30 ft	317874-30	1/4" NPTF(f)	3/8" NPTF(m)	317876-2	58 lb (26 kg)
8078-G	6,000 psi (413 bar)	1/4" ID x 50 ft	317874-50	1/4" NPTF(f)	3/8" NPTF(m)	317876-2	60 lb (28 kg)

⁽¹⁾Connecting Hose length is 24" (61 cm)

⁽²⁾Includes Base Reel 7334-C

SEVERE DUTY REELS

Air/Water

Product #	Max Pressure	Delivery Hose			Connecting Hose ⁽¹⁾		Weight
		Specification	Part #	Outlet	Inlet	Part #	
8078-R ⁽²⁾ *	300 psi (20 bar)	3/8" ID x 30 ft	317803-30	1/4" NPTF(m)	1/2" NPTF(m)	317811-2	53 lb (24 kg)
8078-J ⁽²⁾ *	300 psi (20 bar)	3/8" ID x 50 ft	317803-50	1/4" NPTF(m)	1/2" NPTF(m)	317811-2	53 lb (24 kg)

⁽¹⁾Connecting Hose length is 24" (61 cm)

⁽²⁾Includes Base Reel (7336-C), Air Coupler (328030) and Air Adapter (328034).

* **WARNING** California Proposition 65: Cancer and reproductive harm. www.P65Warnings.ca.gov

Diesel Fuel Oil

Product #	Max Pressure	Delivery Hose			Connecting Hose ⁽¹⁾		Weight
		Specification	Part #	Outlet	Inlet	Part #	
8078-K ⁽²⁾ *	300 psi (20 bar)	3/4" ID x 30 ft	317868-30	3/4" MPTF(m)	3/4" NPTF(m)	317868-2	71 lb (32 kg)

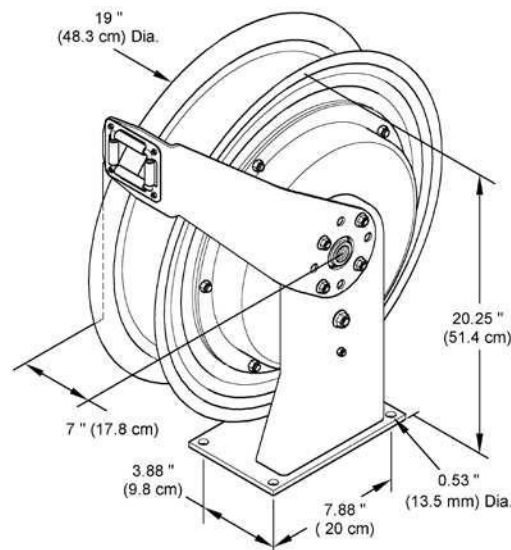
⁽¹⁾Connecting Hose length is 24" (61 cm)

⁽²⁾Includes Base Reel 7337-C

* **WARNING** California Proposition 65: Cancer and reproductive harm. www.P65Warnings.ca.gov

Bare Reels

Product #	Color	Usage	Max Pressure	Reel Inlet	Reel Outlet	Weight
7335-C	Maroon	Oil	1,500 psi (103 bar)	1/2" NPTF(f)	1/2" NPTF(f) Swivel	50 lb (23 kg)
7334-C	Maroon	Grease	6,000 psi (413 bar)	1/2" NPTF(f)	3/8" NPTF(f) Swivel	50 lb (23 kg)
7336-C	Maroon	Air/Water	300 psi (20 bar)	1/2" NPTF(f)	3/8" NPTF(f)	44 lb (20 kg)
7337-C*	Maroon	Diesel Fuel Oil	300 psi (20 bar)	3/4" NPTF(f)	3/4" NPTF(f) Swivel	53 lb (24 kg)

* **WARNING** California Proposition 65: Cancer and reproductive harm. www.P65Warnings.ca.gov


REELS



NARROW DOUBLE POST REELS

Alemite Narrow Double Post Reels provide the rugged, reliable performance of an Alemite Reel, with a narrower design to fully optimize space efficiency. The dual arm design provides increased strength and stability in demanding off road applications.

FEATURES:

- Narrow Design – 8.5" (22 cm) wide, for better space utilization
- Superior Performance – Swivel and reel ball bearings reduce torque load on power spring for smooth retraction every time
- Anti-Lockout Design – Ratchet prevents lockup when hose is fully extended, eliminating the need to manually release the pawl at the reel
- Corrosion Resistant – Sealed bearings prevent contamination and minimize maintenance, a critical performance factor in dirty environments
- Easy Installation and Maintenance – Factory lubricated one piece power spring cassette makes installation and maintenance safe and easy
- Durable – Heavy metal arbor and dual arm design withstand extreme stress and eliminate breakage associated with non-metal and light weight metal arbors
- Adjustable and Versatile – 5 position guide arm allows hose to release at an optimum position. Narrow design allows for efficient use of available space
- Compatibility – Oil, grease, air, water, fuel, hydraulic fluid



8081 Series

INCLUDED ITEMS:

- Hose Reel
- Hose
- Hose Stop
- Swivel Inlet Union

Oil

Product #	Max Pressure	Delivery Hose			Reel Inlet	Weight
		Specification	Part #	Outlet		
8081-C	1,800 psi (124 bar)	1/2" ID x 40 ft	317813-40	1/2" NPTF(m)	1/2" NPSM(m)	71 lb (32 kg)
8081-D	1,800 psi (124 bar)	1/2" ID x 50 ft	317813-50	1/2" NPTF(m)	1/2" NPSM(m)	74 lb (34 kg)

Grease

Product #	Max Pressure	Delivery Hose			Reel Inlet	Weight
		Specification	Part #	Outlet		
8081-A	6,500 psi (448 bar)	1/4" ID x 30 ft	317874-30	1/4" NPTF(f)	3/8" NPSM(m)	71 lb (32 kg)
8081-B	6,500 psi (448 bar)	1/4" ID x 50 ft	317874-50	1/4" NPTF(f)	3/8" NPSM(m)	72 lb (33 kg)
8081-J	4,000 psi (275 bar)	3/8" ID x 50 ft	317870-50	1/4" NPTF(f)	3/8" NPTF(m)	72 lb (33 kg)

NARROW DOUBLE POST REELS

Air/Water

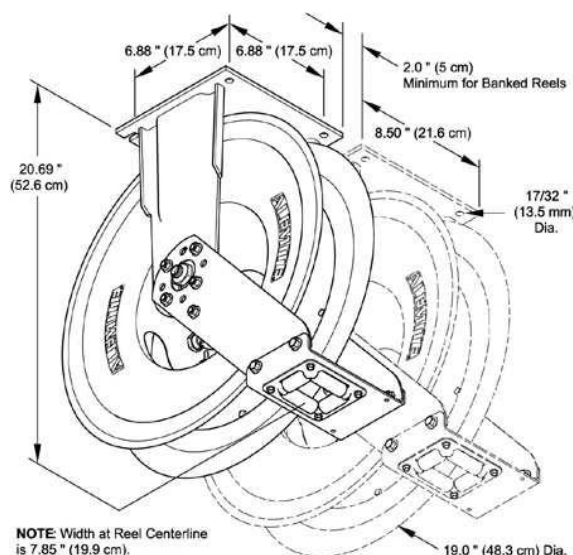
Product #	Max Pressure	Delivery Hose			Reel Inlet	Weight
		Specification	Part #	Outlet		
8081-E	300 psi (20 bar)	3/8" ID x 40 ft	317803-40	1/4" NPTF(m)	1/2" NPSM(m)	62 lb (28 kg)
8081-F	300 psi (20 bar)	3/8" ID x 50 ft	317803-50	1/4" NPTF(m)	1/2" NPSM(m)	64 lb (29 kg)
8081-G	300 psi (20 bar)	1/2" ID x 50 ft	317811-50	1/2" NPTF(m)	1/2" NPSM(m)	69 lb (31 kg)

Fuel

Product #	Max Pressure	Delivery Hose			Reel Inlet	Weight
		Specification	Part #	Outlet		
8081-K	300 psi (20 bar)	3/4" ID x 30 ft	317868-30	3/4" NPTF(m)	3/4" NPSM(m)	75 lb (34 kg)

Bare Reels

Product #	Color	Usage	Max Pressure	Union Inlet	Union Part #	Reel Outlet	Weight
7371	Maroon	Oil	1,800 psi (124 bar)	1/2" NPSM(m)	340528-3	1/2" NPSM(f) Swivel	57 lb (26 kg)
7370	Maroon	Grease	6,500 psi (448 bar)	1/2" NPSM(m)	340528-2	3/8" NPSM(f) Swivel	58 lb (27 kg)
7372	Maroon	Air/Water	300 psi (20 bar)	1/2" NPSM(m)	340528-3	1/4" NPTF(f) Swivel	55 lb (25 kg)
7373	Maroon	Fuel	300 psi (20 bar)	3/4" NPSM(m)	340528-4	3/4" NPSM(f) Swivel	61 lb (28 kg)



REELS



HIGH CAPACITY REELS

Alemite High Capacity Reels offer high volume delivery in the most extreme outdoor conditions. The high capacity flow passage reduces fill rate time, improving efficiency and helping reduce cost.

FEATURES:

- Superior Performance – Swivel and reel ball bearings reduce torque load on power spring for smooth retraction every time
- Anti-Lockout Design – Ratchet prevents lockup when hose is fully extended, eliminating the need to manually release the pawl at the reel
- Corrosion Resistant – Sealed bearings prevent contamination and minimize maintenance, a critical performance factor in dirty environments. Sealed rollers eliminate contamination which can bind hose guide rollers
- Easy Installation and Maintenance – Factory lubricated one piece power spring cassette makes installation and maintenance safe and easy. Outlet port swivel nut makes installing delivery hose quick and easy
- Strong and Stable – Double arm design provides extra support for a larger hose during use. Four corner bolt hole pattern on outside of base provides extra stability
- Compatibility – Oil, air, water, fuel



8080 Series

INCLUDED ITEMS:

- Hose Reel
- Delivery Hose
- Hose Stop

Oil

Product #	Max Pressure	Delivery Hose			Reel Inlet	Weight
		Specification	Part #	Outlet		
8080-B	1,500 psi (103 bar)	1/2" ID x 80 ft	317813-80	1/2" NPTF(m)	1/2" NPTF(f)	146 lb (66 kg)
8080-H	1,500 psi (103 bar)	1/2" ID x 100 ft	317813-100	1/2" NPTF(m)	1/2" NPTF(f)	150 lb (68 kg)

Grease

Product #	Max Pressure	Delivery Hose			Reel Inlet	Weight
		Specification	Part #	Outlet		
8080-A	6,000 psi (413 bar)	3/8" ID x 80 ft	317870-80	1/4" NPTF(f)	3/8" NPTF(m)	150 lb (68 kg)

HIGH CAPACITY REELS

Air/Water

Product #	Max Pressure	Delivery Hose			Reel Inlet	Weight
		Specification	Part #	Outlet		
8080-C	300 psi (20 bar)	1/2" ID x 80 ft	317811-80	1/2" NPTF(m)	1/2" NPTF(f)	115 lb (52 kg)
8080-D	300 psi (20 bar)	1/2" ID x 100 ft	317811-100	1/2" NPTF(m)	1/2" NPTF(f)	125 lb (57 kg)

Fuel

Product #	Max Pressure	Delivery Hose			Reel Inlet	Weight
		Specification	Part #	Outlet		
8080-E	1,000 psi (69 bar)	3/4" ID x 50 ft	317868-50	3/4" NPTF(f)	1" NPTF(f)	145 lb (65 kg)
8080-F	1,000 psi (69 bar)	3/4" ID x 70 ft	317868-70	3/4" NPTF(f)	1" NPTF(f)	155 lb (70 kg)
8080-G	1,000 psi (69 bar)	1" ID x 50 ft	317869-50	1" NPTF(f)	1" NPTF(f)	165 lb (75 kg)
8080-J	150 psi (10 bar)	1" ID x 50 ft	339634-50	1" NPTF(f)	1" NPTF(f)	165 lb (75 kg)

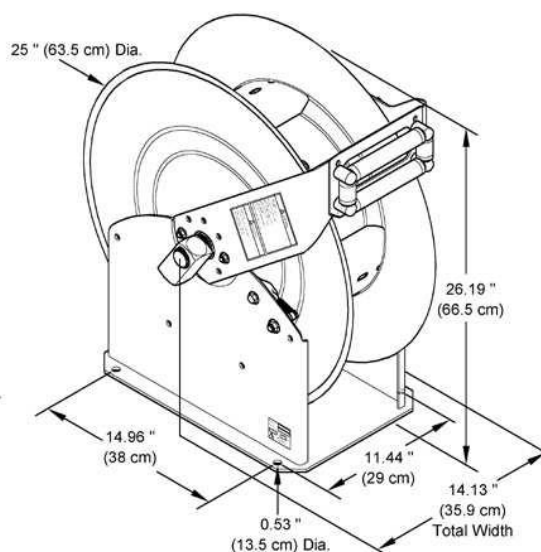
Bare Reels

Product #	Color	Usage	Max Pressure	Reel Inlet	Reel Outlet	Weight
7341	Maroon	Oil/Air/Water	1,500 psi (103 bar)	1/2" NPTF(f)	1/2" NPSM(f) Swivel	124 lb (56 kg)
7340	Maroon	Grease	6,000 psi (413 bar)	3/8" NPTF(f)	3/8" NPSM(f) Swivel	123 lb (55 kg)
7342	Maroon	Fuel	1,000 psi (69 bar)	1" NPTF(f)	1" NPSM(f) Swivel	119 lb (54 kg)
7345 ⁽¹⁾⁽³⁾	Maroon	Oil/Air/Water/Fuel	300 psi (20 bar)	1-1/2" NPTF(f)	1-1/4" NPTF(f)	125 lb (57 kg)
7346 ⁽²⁾⁽³⁾	Maroon	Oil/Air/Water/Fuel	300 psi (20 bar)	1-1/2" NPTF(f)	1-1/2" NPTF(f)	125 lb (57 kg)

⁽¹⁾Max hose size 1-1/4" ID x 1-1/2" OD x 50 ft

⁽²⁾Max hose size 1-1/2" ID x 2" OD x 50 ft

⁽³⁾Bare reel with ball stop, hose not included



ENCLOSED REELS

Alemite Enclosed Reels are ideal for when your workplace is in view of customers and a clean appearance is expected. These reels offer looks and performance to meet the needs of your shop. Placed together in a bank, Alemite Enclosed Reels feature a track system for easy installation.

FEATURES:

- Stain and impact resistant ABS polymer side panels
- Attractive casing for enhanced professional look
- Track system for quick and easy installation
- Roller guides attached to the hose reel for convenient servicing
- Compatibility – Oil, grease, air, water

INCLUDED ITEMS:

- Hose Reel
- Delivery Hose
- Hose Stop
- Union
- 24" (61 cm) Connecting Hose

ITEMS TO PURCHASE SEPARATELY:

- Cabinet
- End Panels



Oil

Product #	Max Pressure	Delivery Hose			Connecting Hose ⁽¹⁾		Weight
		Specification	Part #	Outlet	Inlet	Part #	
8079-C	1,500 psi (103 bar)	1/2" ID x 30 ft	317813-30	1/2"(m)	1/2"(m)	317813-2	73 lb (33 kg)
8079-D	1,500 psi (103 bar)	1/2" ID x 50 ft	317813-50	1/2"(m)	1/2"(m)	317813-2	75 lb (34 kg)

⁽¹⁾ Connecting Hose length is 24" (61 cm)

Grease

Product #	Max Pressure	Delivery Hose			Connecting Hose ⁽¹⁾		Weight
		Specification	Part #	Outlet	Inlet	Part #	
8079-A	6,000 psi (413 bar)	1/4" ID x 30 ft	317874-30	1/4"(f)	3/8"(m)	317876-2	73 lb (33 kg)
8079-B	6,000 psi (413 bar)	1/4" ID x 50 ft	317874-50	1/4"(f)	3/8"(m)	317876-2	76 lb (35 kg)

⁽¹⁾ Connecting Hose length is 24" (61 cm)

Air/Water

Product #	Max Pressure	Delivery Hose			Connecting Hose ⁽¹⁾		Weight
		Specification	Part #	Outlet	Inlet	Part #	
8079-E *	300 psi (20 bar)	3/8" ID x 30 ft	317803-30	1/4"(f)	3/8"(m)	317811-2	68 lb (30 kg)
8079-F *	300 psi (20 bar)	3/8" ID x 50 ft	317803-50	1/4"(f)	3/8"(m)	317811-2	70 lb (32 kg)

⁽¹⁾ Connecting Hose length is 24" (61 cm)

* ☐ **WARNING** California Proposition 65: Cancer and reproductive harm. www.P65Warnings.ca.gov

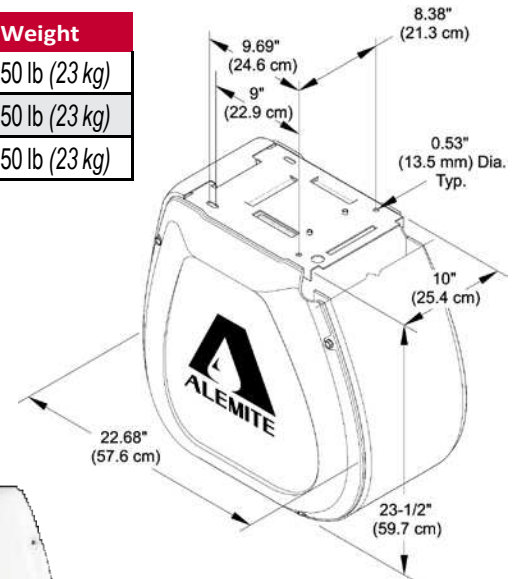
ENCLOSED REELS

Bare Reels

Product #	Usage	Max Pressure	Reel Inlet	Reel Outlet	Weight
7335-D	Oil	1,500 psi (103 bar)	1/2" NPTF(f)	1/2" NPTF(f) Swivel	50 lb (23 kg)
7334-D	Grease	6,000 psi (413 bar)	1/2" NPTF(f)	3/8" NPTF(f) Swivel	50 lb (23 kg)
7336-D	Air/Water	300 psi (20 bar)	1/2" NPTF(f)	3/8" NPTF(f)	50 lb (23 kg)

Cabinets

Product #	Description	Weight
7331	Enclosure Kit for 1 enclosed hose reel	10.5 lb (4.75 kg)
339371	End panels for 1 bank of enclosed hose reels	5.4 lb (2.45 kg)
339368	Strut for single reel installation	0.5 lb (0.23 kg)



7331



339371

IMPORTANT

When ordering enclosed reels, the cabinets and panels must be ordered separately as shown in the Cabinets table above. Order a separate cabinet for each reel. The reel product number only includes the reel and hose specified. It does not include the cabinet or panels.

REELS



WELDING REELS

Alemite Oxygen/Acetylene Reels are designed to safely handle volatile elements and to improve the safety of your welding or cutting operation with efficient, neat handling and storage of loose hose.

FEATURES:

- Superior Performance – Swivel and reel ball bearings reduce torque load on power spring for smooth retraction every time
- Anti-Lockout Design – Ratchet prevents lockup when hose is fully extended, eliminating the need to manually release the pawl at the reel
- Corrosion Resistant – Sealed bearings prevent contamination and minimize maintenance, a critical performance factor in dirty environments
- Easy Installation and Maintenance – Factory lubricated one piece power spring cassette makes installation and maintenance safe and easy
- Durable – Heavy metal arbor design withstands extreme stress and eliminates breakage associated with non-metal and light weight metal arbors
- Adjustable and Versatile – 5 position guide arm allows hose to release at an optimum position, narrow design allows for efficient use of available space
- Compatibility – Oxygen/Acetylene only
- UL listed



8071-A

Oxygen/Acetylene

Product #	Delivery Hose			Oxy and Ace Inlets	Weight
	Specification	Part #	Connections		
8071-A	1/4" ID x 30 ft	339539-30	9/16-18"(f)	1/4" NPTF(f)	54 lb (24 kg)
8071-B⁽¹⁾	1/4" ID x 50 ft	339539-50	9/16-18"(f)	1/4" NPTF(f)	56 lb (25 kg)
8071-D⁽²⁾	1/4" ID x 50 ft	339539-50	9/16-18"(f)	1/4" NPTF(f)	57 lb (26 kg)

⁽¹⁾Heavy-duty reel (7338-B) for indoor applications

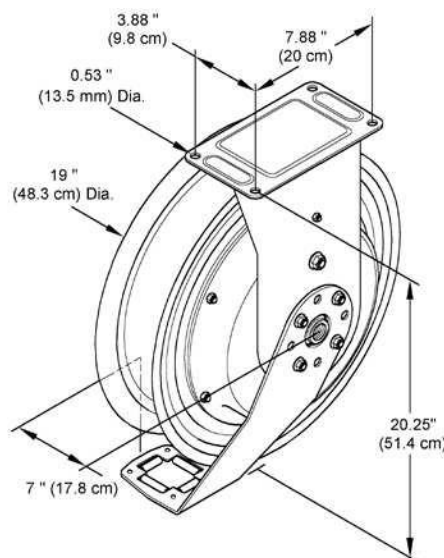
⁽²⁾Severe-duty reel (7338-C) for mobile truck and outdoor applications

Bare Reels

Product #	Color	Reel Inlets	Hose Connections	Weight
7338-B⁽¹⁾	Maroon	1/4" NPTF(f)	9/16-18"(f)	44 lb (20 kg)
7338-C⁽²⁾	Maroon	1/4" NPTF(f)	9/16-18"(f)	50 lb (23 kg)

⁽¹⁾Heavy-duty reel for indoor applications

⁽²⁾Severe-duty reel for mobile truck and outdoor applications



TWIN HOSE REELS

Alemite's Twin Hose Reels are constructed to the same high quality standards as all of our reels. Our reels feature rigid construction, sealed design, and high volume capacity, making them the ideal choice for a variety of rugged outdoor uses. Applications include hydraulic cylinders, tools, and equipment.

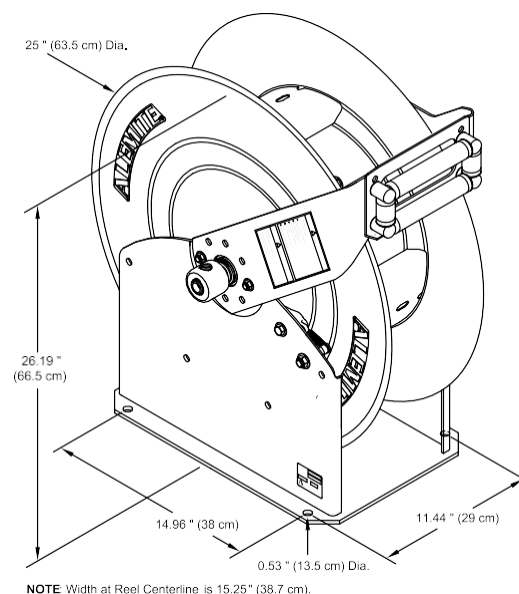
FEATURES:

- Sealed spring cassette protects the power spring from corrosion caused by water and dirt
- Sealed rollers eliminate contamination that can bind the hose guide rollers
- Superior bearing performance reduces torque load on power spring for smooth retraction and durability
- Outlet port swivel nut facilitates installation of twin hose
- Adjustable arm allows for mounting on a floor, ceiling or wall; Narrow width allows for more reels to be mounted along a truck bed
- Double arm provides extra support for a larger hose during use; Four-corner bolthole pattern on outside of base provides extra stability
- High-volume capacity flow passage reduces fill rate time and improves efficiency



Twin Hose Reels

Product #	Color	Max Pressure	Outlet	Reel Inlet	Weight
7343	Maroon	300 psi (20 bar)	3/8" NPSM(f) Swivel	3/8" NPTF	120 lb (54 kg)
7344	Maroon	300 psi (20 bar)	1/2" NPSM(f) Swivel	1/2" NPTF	120 lb (54 kg)



REELS



DEF (DIESEL EXHAUST FLUID) HOSE REELS

Alemite's heavy duty DEF hose reels are designed and engineered specifically for DEF systems. Reels can be mounted overhead, on the wall, floor or a tank.

FEATURES:

- Easily adjustable guide arm
- Spring powered and self-retracting
- Ratchet type latch
- Gasket-sealed spring case
- Durable powder coat finish
- Balanced-pressure swivel
- Stainless steel shaft and swivel sealed with Viton® o-rings
- Heavy-gauge steel construction
- Adjustable hose stop

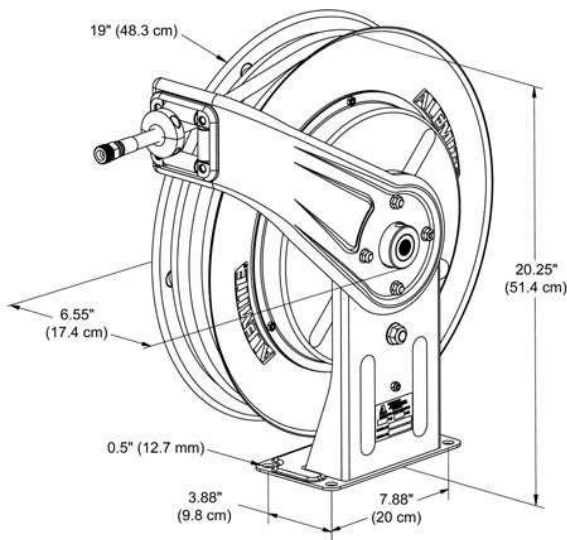
INCLUDED ITEMS

- Delivery Hose
- Hose Stop



DEF Hose Reels

Product #	Color	Max Pressure	Delivery Hose			Reel Inlet	Weight
			Specification	Part #	Outlet		
8072-A	Maroon	300 psi (20 bar)	1/2" ID x 30 ft	393539-159	1/2" BSPP	1/2" BSPP	47 lb (21 kg)
8072-B	Maroon	300 psi (20 bar)	1/2" ID x 50 ft	393539-158	1/2" BSPP	1/2" BSPP	50 lb (23 kg)



POWER & LIGHT REELS

COB LED Light Reel

Alemite COB LED Light Reels for automotive workspaces combine next-generation COB (Chip on Board) technology with several robust design features. These reels are built to illuminate the tightest automotive workspaces and withstand the toughest shop conditions.



Product #	Cord Size	Connection Cord Length	Reel Length	Input Volts	Output Light	Weight
8082-A	18 gauge	4 ft (1.2 m)	50 ft (15 m)	125 V	600 Lumens	33 lb (15 kg)

Power Cord Reels

Alemite Light and Electric Cord reels keep your cords within reach, but safely out of the way, to improve safety, convenience and productivity. NOTE: Power cord reels are not weatherproof.



Product #	Cord Size	Connection Cord Length	Reel Cord Length	Volts	Amperes	Outlet	Weight
7260	12 gauge	5 ft (1.5 m)	45 ft (13.7 m)	115 V	20 amp	Duplex with GFCI	30 lb (14 kg)
7261	10 gauge	5 ft (1.5 m)	50 ft (15 m)	115 V	35 amp	RV Plug	47 lb (21 kg)
7262-A	12 gauge	5 ft (1.5 m)	40 ft (12 m)	115 V	15 amp	Triple	15 lb (7 kg)

SPECIALTY REELS

Air/Water - Economy Reels

FEATURES:

- Polyurethane delivery hose
- Spring-driven retractable hose
- Mounting bracket pivots for ease of use
- Includes hose stop, inlet and outlet hose, and low pressure swivel assembly
- Compatibility – Water, washer fluids, antifreeze



8051-1

Product #	Inside Diameter	Max Pressure	Length	Thread Size		Reel Port		Temperature Range
				Inlet	Outlet	Inlet Swivel	Outlet	
8051-1	5/16"	218 psi (15 bar)	52 ft (16 m)	1/4" NPT(f)	1/4" NPT(m)	3/8" NPT(f)	1/4" NPT(m)	23 to 104 °F (-5 to 40 °C)

Hand Crank Reels

Alemite Hand Crank Reels are designed for heavy duty industrial or outdoor use, where long hose lengths are important.

FEATURES:

- Adjustable spool rotation drag eliminates hose backlash
- Permanently lubricated dual main bearings
- Full flow shaft and ball bearing swivel
- Lock pin to prevent spool rotation when not in use
- Nickel plated swivel with fluoroelastomer O-ring seals
- Unitized spool construction, with steel drum



7350

Product #	Max Pressure	Max Hose Capacity	Reel Inlet	Reel Outlet	Weight
7350	1,000 psi (69 bar)	1/2" x 100 ft	1/2" NPT(f)	1/2" NPT(f)	12 lb (5 kg)

HOSE REEL ACCESSORIES

Reel Mount Adapter

The Alemite reel mount adapter converts the mounting hole pattern of the Lincoln reel to accept an equivalent Alemite reel, facilitating the replacement of Lincoln heavy-duty fluid (LFR) reels with Alemite heavy-duty or severe-duty reels.

FEATURES:

- Installs in place of Lincoln 94000 series LFR reel
- Alemite heavy-duty and severe-duty reels install direct to adapter
- Holds replacement reel secure while hardware is installed
- Formed from heavy-gauge steel

Product #	Description	Size (L × W × H)	Weight
343662	Reel mount adapter	12.8" × 6.9" × 2.1" (325 × 175 × 53)	5.5 lb (2.5 kg)



Hose Reel Hose Stops

Product #	Hose ID	Weight
337437	.318" to .846" (8 mm to 21 mm)	0.2 lb (90 g)
339538	.530" (13 mm) (twin line)	0.3 lb (136 g)
339389	1.06" to 1.30" (27 mm to 33 mm)	0.3 lb (136 g)
339389-1	1.39" to 1.55" (35 mm to 39 mm)	0.8 lb (362 g)
339389-2	1.06" to 1.38" (27 mm to 35 mm) (fuel hose)	0.8 lb (362 g)



337437



B52751

Swivels

Product #	Usage	Thread	Type	PSI Rating	Weight
B52750	Grease	1/4" NPTF x 1/2"-27	Straight	10,000 psi (690 bar)	0.3 lb (136 g)
B52751	Grease	1/4" NPTF x 1/2"-27	90°	10,000 psi (690 bar)	0.6 lb (272 g)
B52752	Grease	1/4" NPTF x 1/2"-27	Z-Type	10,000 psi (690 bar)	1.0 lb (453 g)
54730	Grease	1/8" NPTF x 1/8" NPTF	Straight	10,000 psi (690 bar)	0.3 lb (136 g)
54732	Grease	1/8" NPTF x 1/8" NPTF	Z-Type	10,000 psi (690 bar)	0.9 lb (408 g)
B321320	Grease	1/4" NPTF x 1/4" NPTF	Straight	10,000 psi (690 bar)	0.3 lb (136 g)
B331107	Grease	1/4" NPTF x 1/4" NPTF	Z-Type	10,000 psi (690 bar)	1.0 lb (453 g)
51543	Grease	1/2" NPTF x 3/8" NPTF	Z-Type	10,000 psi (690 bar)	1.4 lb (634 g)
332912	Oil	1/2" NPTF x 1/2" NPTF	Straight	7,000 psi (480 bar)	0.6 lb (272 g)




B321320



B331107

Additional Accessories

Product #	Description
301980	Swivel
306586	Tire Gauge
51219	Swivel



306586



301980

REELS



HOSE REEL ACCESSORIES

Oil Hoses

Product #	Length	Coupling Specification	Hose ID	Working Pressure	Burst Pressure	Weight
317813-2	2 ft (0.6 m)	1/2" NPTF(m) x 1/2" NPTF(m)	1/2"	2,000 psi (138 bar)	8,000 psi (550 bar)	1 lb (0.45 kg)
317813-5	5 ft (1.5 m)	1/2" NPTF(m) x 1/2" NPTF(m)	1/2"	2,000 psi (138 bar)	8,000 psi (550 bar)	1.9 lb (0.86 kg)
317813-5F	5.5 ft (1.6 m)	1/2" NPTF(m) x 1/2" NPTF(m)	1/2"	2,000 psi (138 bar)	8,000 psi (550 bar)	1.9 lb (0.86 kg)
317813-7	7 ft (2.1 m)	1/2" NPTF(m) x 1/2" NPTF(m)	1/2"	2,000 psi (138 bar)	8,000 psi (550 bar)	2.4 lb (1.1 kg)
317813-15	15 ft (4.6 m)	1/2" NPTF(m) x 1/2" NPTF(m)	1/2"	2,000 psi (138 bar)	8,000 psi (550 bar)	4.7 lb (2.1 kg)
317813-25	25 ft (7.6 m)	1/2" NPTF(m) x 1/2" NPTF(m)	1/2"	2,000 psi (138 bar)	8,000 psi (550 bar)	7.4 lb (3.3 kg)
317813-30	30 ft (9.1 m)	1/2" NPTF(m) x 1/2" NPTF(m)	1/2"	2,000 psi (138 bar)	8,000 psi (550 bar)	8.6 lb (3.9 kg)
317813-50	50 ft (15.2 m)	1/2" NPTF(m) x 1/2" NPTF(m)	1/2"	2,000 psi (138 bar)	8,000 psi (550 bar)	14.4 lb (6.5 kg)
339684-18	18 ft (5.5 m)	1/2" NPTF(m) x 1/2" NPTF(m)	1/2"	2,000 psi (138 bar)	8,000 psi (550 bar)	5.2 lb (2.3 kg)

Grease Hoses

Product #	Length	Coupling Specification	Hose ID	Working Pressure	Burst Pressure	Weight
317870-50	50 ft (15.2 m)	3/8" NPTF(m) x 1/4" NPTF(f)	3/8"	6,400 psi (440 bar)	16,000 psi (1,100 bar)	9.3 lb (4.2 kg)
317870-70	70 ft (21.3 m)	3/8" NPTF(m) x 1/4" NPTF(f)	3/8"	6,400 psi (440 bar)	16,000 psi (1,100 bar)	13 lb (5.9 kg)
317870-80	80 ft (24.4 m)	3/8" NPTF(m) x 1/4" NPTF(f)	3/8"	6,400 psi (440 bar)	16,000 psi (1,100 bar)	26.3 lb (12 kg)
317874-30	30 ft (9.1 m)	3/8" NPTF(m) x 1/4" NPTF(f)	1/4"	8,000 psi (550 bar)	20,000 psi (1,375 bar)	7 lb (3.2 kg)
317874-50	50 ft (15.2 m)	3/8" NPTF(m) x 1/4" NPTF(f)	1/4"	8,000 psi (550 bar)	20,000 psi (1,375 bar)	12 lb (5.4 kg)
317875-1F	1.5 ft (0.46 m)	1/2"-27 NS Taper(f) x 1/2"-27 NS Taper(f)	1/4"	8,000 psi (550 bar)	20,000 psi (1,375 bar)	0.6 lb (0.27 kg)
317875-7	7 ft (2.1 m)	1/2"-27 NS Taper(f) x 1/2"-27 NS Taper(f)	1/4"	8,000 psi (550 bar)	20,000 psi (1,375 bar)	2 lb (0.9 kg)
317875-10	10 ft (3 m)	1/2"-27 NS Taper(f) x 1/2"-27 NS Taper(f)	1/4"	8,000 psi (550 bar)	20,000 psi (1,375 bar)	2.6 lb (1.2 kg)
317875-14	14 ft (4.3 m)	1/2"-27 NS Taper(f) x 1/2"-27 NS Taper(f)	1/4"	8,000 psi (550 bar)	20,000 psi (1,375 bar)	3.8 lb (1.7 kg)
317875-20	20 ft (6.1 m)	1/2"-27 NS Taper(f) x 1/2"-27 NS Taper(f)	1/4"	8,000 psi (550 bar)	20,000 psi (1,375 bar)	5.4 lb (2.4 kg)
317875-25	25 ft (7.6 m)	1/2"-27 NS Taper(f) x 1/2"-27 NS Taper(f)	1/4"	8,000 psi (550 bar)	20,000 psi (1,375 bar)	6.5 lb (2.9 kg)
317875-30	30 ft (9.1 m)	1/2"-27 NS Taper(f) x 1/2"-27 NS Taper(f)	1/4"	8,000 psi (550 bar)	20,000 psi (1,375 bar)	8 lb (3.6 kg)
317875-40	40 ft (12.2 m)	1/2"-27 NS Taper(f) x 1/2"-27 NS Taper(f)	1/4"	8,000 psi (550 bar)	20,000 psi (1,375 bar)	9.8 lb (4.4 kg)
317875-50	50 ft (15.2 m)	1/2"-27 NS Taper(f) x 1/2"-27 NS Taper(f)	1/4"	8,000 psi (550 bar)	20,000 psi (1,375 bar)	13.2 lb (6 kg)
317875-70	70 ft (21.3 m)	1/2"-27 NS Taper(f) x 1/2"-27 NS Taper(f)	1/4"	8,000 psi (550 bar)	20,000 psi (1,375 bar)	17.7 lb (8 kg)
317876-5	5 ft (1.5 m)	3/8" NPTF(m) x 3/8" NPTF(m)	1/4"	8,000 psi (550 bar)	20,000 psi (1,375 bar)	3 lb (1.4 kg)
317878-10	10 ft (3 m)	1/2"-27 NS Taper(f) x 1/2"-27 NS Taper(f)	3/8"	8,000 psi (550 bar)	20,000 psi (1,375 bar)	3.8 lb (1.7 kg)
317878-50	50 ft (15.2 m)	1/2"-27 NS Taper(f) x 1/2"-27 NS Taper(f)	3/8"	6,400 psi (440 bar)	16,000 psi (1,100 bar)	18 lb (8.2 kg)
317882-7	7 ft (2.1 m)	3/8" NPTF(m) x 3/8" NPTF(m)	3/8"	6,400 psi (440 bar)	16,000 psi (1,100 bar)	2.9 lb (1.3 kg)

HOSE REEL ACCESSORIES

Air/Water Hoses

Product #	Length	Coupling Specification	Hose ID	Working Pressure	Burst Pressure	Weight
317803-3*	3 ft (0.9m)	1/4" NPTF(m) x 1/4" NPTF(m)	3/8"	300 psi (20 bar)	800 psi (55 bar)	0.7 lb (0.3kg)
317803-7*	7 ft (2.1m)	1/4" NPTF(m) x 1/4" NPTF(m)	3/8"	300 psi (20 bar)	800 psi (55 bar)	1 lb (0.4kg)
317803-25*	25 ft (7.6m)	1/4" NPTF(m) x 1/4" NPTF(m)	3/8"	300 psi (20 bar)	800 psi (55 bar)	3.2 lb (1.4kg)
317803-30*	30 ft (9.1m)	1/4" NPTF(m) x 1/4" NPTF(m)	3/8"	300 psi (20 bar)	800 psi (55 bar)	4.1 lb (1.8kg)
317803-40*	40 ft (12.2m)	1/4" NPTF(m) x 1/4" NPTF(m)	3/8"	300 psi (20 bar)	800 psi (55 bar)	5.4 lb (2.4kg)
317803-50*	50 ft (15.2m)	1/4" NPTF(m) x 1/4" NPTF(m)	3/8"	300 psi (20 bar)	800 psi (55 bar)	8.9 lb (4.0kg)
317807-5F*	5.5 ft (1.6m)	3/8" NPTF(m) x 1/4" NPTF(m)	1/2"	300 psi (20 bar)	800 psi (55 bar)	1.6 lb (0.7kg)
317809-5F*	5.5 ft (1.6m)	1/2" NPTF(m) x 1/4" NPTF(f)	1/2"	300 psi (20 bar)	800 psi (55 bar)	1.6 lb (0.7kg)
317811-5*	5 ft (1.5m)	1/2" NPTF(m) x 1/2" NPTF(m)	1/2"	300 psi (20 bar)	800 psi (55 bar)	1.3 lb (0.6kg)
317811-15*	15 ft (4.6m)	1/2" NPTF(m) x 1/2" NPTF(m)	1/2"	300 psi (20 bar)	800 psi (55 bar)	4.3 lb (2 kg)
317811-50*	50 ft (15.2m)	1/2" NPTF(m) x 1/2" NPTF(m)	1/2"	300 psi (20 bar)	800 psi (55 bar)	10 lb (4.5kg)
317811-80*	80 ft (24.4m)	1/2" NPTF(m) x 1/2" NPTF(m)	1/2"	300 psi (20 bar)	800 psi (55 bar)	20.4 lb (9.2kg)

* ☐ WARNING California Proposition 65: Cancer and reproductive harm. www.P65Warnings.ca.gov

Fuel Hoses

Product #	Length	Coupling Specification	Hose ID	Working Pressure	Burst Pressure	Weight
317868-30	30 ft (9.1m)	3/4" NPTF(m) x 3/4" NPTF(m)	3/4"	1,500 psi (103 bar)	5,000 psi (345 bar)	14 lb (6.3kg)
317869-50	50 ft (15.2m)	1" NPTF(m) x 1" NPTF(m)	1"	1,000 psi (69 bar)	4,000 psi (276 bar)	32.6 lb (14.8kg)

Welding Hoses

Product #	Length	Coupling Specification	Hose ID	Working Pressure
339539-50	50 ft (15.2m)	9/16"-18(f)	1/4" Twin	200 psi (14 bar)

REELS





CONTROL VALVES AND METERS



- 🔧 Meters
- 🔧 High Volume
- 🔧 Control Valves
- 🔧 Miscellaneous
- 🔧 Lube Dispensing Stations
- 🔧 Accessories

Alemite Control Valves and Meters offer consistent, reliable and accurate dispensing of fluids. Each item offers a proven, ergonomic design for simple and comfortable use. They can be used to dispense oil, grease, automatic transmission fluid, and other petroleum based products.

CONTROL VALVES AND METERS



METERS

Alemite Electronic and Mechanical Meters provide consistent, reliable performance for dispensing applications.

Electronic

The versatile Alemite Electronic Meter is designed for accurate, high volume dispensing of a wide range of fluids.

FEATURES:

- Electronic digital readout ($\pm 1\%$ accuracy)
- Ergonomic trigger design for easy dispensing
- Rubber guard to protect meter from damage
- Programmable to measure in pints, quarts, gallons or liters
- Displays current fluid delivery, and registers total amount of fluid used
- Easy to calibrate – no disassembly required
- Uses 2 standard AAA batteries, replaceable with a coin screw on back of meter
- Low battery indicator
- 1/2" NPT(f) Inlet
- Fluid compatibility: oil, gear oil, transmission fluid, antifreeze - antifreeze concentrate only, not compatible with water/antifreeze mixture



3670-B

Product #	Description	Measures	Totalizes	Extension	Non-drip tip	Weight
3670	Electronic meter	Quart	Gallon	Rigid	Automatic	3 lb (1 \diamond kg)
3670-B	Electronic meter	Quart	Gallon	Rigid	Manual	3 lb (1 \diamond kg)
3671	Electronic meter	Quart	Gallon	Flexible	Automatic	3 lb (1 \diamond kg)
3671-B	Electronic meter	Quart	Gallon	Flexible	Manual	3 lb (1 \diamond kg)
3673	Electronic meter	Pint	Gallon	Rigid	Automatic	3 lb (1 \diamond kg)
3674-C	Electronic meter	Gallon	Gallon	Rigid	High-volume manual	3 lb (1 \diamond kg)
3679	In-line electronic meter	Quart	Gallon	—	—	0.83 lb (0 \diamond kg)

CONTROL VALVES AND METERS

METERS

Electronic Preset

Alemite's Electronic Preset Meter provides for fluid dispensing with the accuracy of electronic sensing.

FEATURES:

- Oval gear meter design for high count precision and low flow resistance
- Automatically shuts off when the preset fluid amount has been dispensed
- Emergency manual shut off and manual mode for "topping off"
- Customizable features include automatic reset of batch total, calibration, and precision stopping calibration
- Stores up to 6 preset quantities, plus last quantity
- 7 digit accumulative totalizer provides total for life of the meter
- Extension has 5 pre-set positions within a 75 degree range for easy dispensing. Locking extension can only be moved by pushing the safety release button
- 1/2" NPT(f) Inlet
- Uses 4 standard AA batteries
- Low battery indicator
- Fluid compatibility: oil, gear oil, transmission fluid, antifreeze - antifreeze concentrate only, not compatible with water/antifreeze mixture



3640-3

Product #	Description	Measures	Totalizes	Extension	Non-drip tip	Weight
3640-3	Electronic preset meter	Quart, Pint, Gallon, Liter	Gallon, Liter	Rigid	Automatic	3 lb (1.4kg)
3641-3	Electronic preset meter	Quart, Pint, Gallon, Liter	Gallon, Liter	Flexible	Automatic	3 lb (1.4kg)
3643-3	Electronic preset meter	Quart, Pint, Gallon, Liter	Gallon, Liter	Rigid	Automatic/Manual lock	3 lb (1.4kg)
3644-C3	Electronic preset meter	Quart, Pint, Gallon, Liter	Gallon, Liter	Rigid	Manual high volume	3 lb (1.4kg)
3645-C3	Electronic preset meter	Quart, Pint, Gallon, Liter	Gallon, Liter	Flexible	Manual high volume	3 lb (1.4kg)



METERS

Electronic Grease

The Alemite Electronic Grease Meter works with virtually any type of grease dispensing valve or grease gun. This in-line meter provides accurate and reliable grease delivery, optimizing lubrication consumption while ensuring components receive appropriate lubrication.

FEATURES:

- Resettable, easy to read LCD indicates batch and cumulative totals
- Oval gear technology
- Accurately displays amount of grease dispensed, allowing user to deliver required lubrication
- Decreases lubricant waste
- Accuracy: +/- 3%



3530

REQUIRES ADAPTER KIT

- Battery Powered Gun Kit: 340062
- 500 Series Manual Gun Kit: 41531
- 6320-3 Control Valve Kit: 327899-3
- 6243-J3 and 6679-J3 Gun Kit: 306722

Product #	Max Operating Pressure	Flow Rate (per minute)	Thread Sizes	Battery	Unit of Measure	Weight
3530	10,000 psi (700 bar)	0.2 - 5.5 lb (0.09 - 2.5 kg)	1/8" NPTF(f) in and out	2 x 1.5V Size N	Ounce, Pound	1.2 lb (0.5 kg)
3530-A	10,000 psi (700 bar)	0.2 - 5.5 lb (0.09 - 2.5 kg)	1/8" NPTF(f) in and out	2 x 1.5V Size N	Gram, Kilogram	1.2 lb (0.5 kg)
3530-B	10,000 psi (700 bar)	0.4 - 11 lb (0.18 - 5 kg)	1/4" NPTF(f) in and out	2 x 1.5V Size N	Ounce, Pound	1.2 lb (0.5 kg)
3530-C	10,000 psi (700 bar)	0.4 - 11 lb (0.18 - 5 kg)	1/4" NPTF(f) in and out	2 x 1.5V Size N	Gram, Kilogram	1.2 lb (0.5 kg)

CONTROL VALVES AND METERS

METERS

Mechanical

Alemite Mechanical Meters feature a classic dial design to accurately measure and totalize fluids dispensed.

FEATURES:

- Large, easy to read dial face
- Totalizer keeps lifetime record of fluid dispensed
- Includes internal filter screen to prevent contaminants from entering the meter
- 1,000 psi (69 bar) maximum operating pressure
- Fluid compatibility – Oil, gear oil, ATF
- 1/2" NPT(f) Inlet



3685-F

Product #	Dial Registers	Fluids	Odometer Registers	Dial Range	Extension	Non-Drip Tip	Weight
3685-A	Liter	Oil	Liter	Liter (0-10)	Flexible	Automatic	5 lb (2.3kg)
3685-B	Quart	Oil	Gallon	Quart (0-16)	Rigid	Automatic	5 lb (2.3kg)
3685-F	Quart	Oil	Gallon	Quart (0-16)	Flexible	Manual	5 lb (2.3kg)
3685-G	Quart	Oil	Quart	Quart (0-16)	Flexible	Manual	5 lb (2.3kg)
3685-M	Quart	Oil	Liter	Liter (0-10)	Rigid	Automatic	5 lb (2.3kg)
3686-B	Quart	ATF	Gallon	Quart (0-16)	Flexible	Automatic	5 lb (2.3kg)

CONTROL VALVES AND METERS



METERS

Mechanical Preset

Alemite Mechanical Preset Meters feature a classic dial design to accurately measure and totalize fluid dispensed, where automatic fill capability is important.

FEATURES:

- Large, easy to read dial face
- Meter automatically shuts off when preset amount has been dispensed
- Latch control permits shut off during operation
- 1,000 psi (69 bar) maximum operating pressure
- Non-drip nozzle included
- Fluid compatibility – Oil, gear oil, ATF
- Valve inlet: 1/2" NPTF(f) with swivel



3690-C

Product #	Dial Registers	Fluids	Odometer Registers	Dial Range	Extension	Non-Drip Tip	Weight
3690-C	Quart	Gear oil, motor oil, ATF	Gallon	Quart (0-60)	Rigid	Manual high volume	5.1 lb (2.3 kg)
3691-C	Gallon	Gear oil, motor oil, ATF	Gallon	Gallon (0-15)	Rigid	Manual high volume	5.1 lb (2.3 kg)
3692-C	Quart	Antifreeze	Quart	Quart (0-60)	Rigid	Manual high volume	5.1 lb (2.3 kg)
3693-C	Liter	Gear oil, motor oil, ATF	Liter	Liter (0-60)	Rigid	Manual high volume	5.1 lb (2.3 kg)
3696-C	Quart	Gear oil, motor oil, ATF	Quart	Quart (0-16)	Rigid	Manual high volume	5.1 lb (2.3 kg)

CONTROL VALVES AND METERS

METERS

Odometer-Style Mechanical Meters

The Alemite 3575 Series of mechanical meters is suitable for indoor or outdoor fluid dispensing applications. Available in versions offering either quart or liter measurement, the meters feature an odometer-style display. The lightweight mechanical meters have a non-resettable totalizer that enables tracking of product usage over time.

FEATURES:

- Available with flexible or rigid extension
- Adapter for connecting extension in 90-degree configuration
- Available in quart or liter measurements
- 6-digit accumulative totalizer; plus 4-digit resettable batch totalizer with push-button reset
- Automatic non-drip nozzle with thermal expansion piston to prevent drips
- Oval gear mechanism for optimum accuracy across a broad range of viscosities
- Trigger lock for hands-free dispensing
- Lever guard



Product #	Dial Registers	Fluids ⁽¹⁾	Flow Rate	Swivel Inlet	Extension Type	Maximum Working Pressure	Weight
3575-A	Quart	Oils up to SAE 140, ATFs, gear oils and ready-to-use engine coolants	0.26 to 8 gal./min.	1/2"	Rigid	1,500 psi (103 bar)	2.6 lb (1.2 kg)
3575-B	Quart	Oils up to SAE 140, ATFs, gear oils and ready-to-use engine coolants	0.26 to 8 gal./min.	1/2"	Flexible	1,500 psi (103 bar)	2.6 lb (1.2 kg)
3575-C	Liter	Oils up to SAE 140, ATFs, gear oils and ready-to-use engine coolants	1 to 30 liter/min.	1/2"	Rigid	1,500 psi (103 bar)	2.6 lb (1.2 kg)
3575-D	Liter	Oils up to SAE 140, ATFs, gear oils and ready-to-use engine coolants	1 to 30 liter/min.	1/2"	Flexible	1,500 psi (103 bar)	2.6 lb (1.2 kg)

⁽¹⁾ Not to be used for concentrates

CONTROL VALVES AND METERS



HIGH VOLUME

Alemite High Volume Control Valves and Meters will transfer fluids at very high flow rates of up to 30 gallons (80 liters) per minute and with operating pressures up to 1,500 psi (103 bar) and 1,000 psi (70 bar) with meter. The rugged metal construction is designed to handle tough work environments.

3/4" Control Valves

FEATURES:

- Available with flexible or rigid extension
- Nozzle tip with automatic on/manual off
- 3/4" NPTF(f) inlet, with swivel
- Lever locking handle
- Lever guard
- Operating temperature - 22 to 122 °F (-5 to 50 °C)



3572-A

3572-B

Product #	Description	Rate (per minute)	Fluids	Extension	Non-Drip Tip	Weight
3572-A	Control Valve, non-metered	22 gallon (83 liter)	Oil	Rigid	Semi-Automatic	4.2 lb (1.9 kg)
3572-B	Control Valve, non-metered	22 gallon (83 liter)	Oil	Flexible	Semi-Automatic	4.2 lb (1.9 kg)

CONTROL VALVES AND METERS

HIGH VOLUME

3/4" Metered Control Valves

FEATURES:

- Available with flexible or rigid extension
- 3/4" NPTF(f) inlet, with swivel
- Lever locking handle
- Lever guard
- Operating temperature -22 to 122 °F (-5 to 50 °C)
- Meter uses 2 AAA batteries


3573-A

3573-B

Product #	Description	Rate (per minute)	Fluids	Measures	Totalizes	Extension	Non-Drip Tip	Battery	Weight
3573-A	Control Valve w/ Electronic Meter	16 gallon (60 liter)	Oil	Pint, Quart, Gallon, Liter	Gallons, Liters	Rigid	Semi- Automatic ⁽¹⁾	2 x AAA	6.4 lb (2.9 kg)
3573-B	Control Valve w/ Electronic Meter	16 gallon (60 liter)	Oil	Pint, Quart, Gallon, Liter	Gallons, Liters	Flexible	Semi- Automatic ⁽¹⁾	2 x AAA	6.6 lb (3.0 kg)
3579	Electronic Meter, 3/4" NPT(f)	16 gallon (60 liter)	Oil	Pint, Quart, Gallon, Liter	Gallons, Liters	—	—	2 x AAA	1.2 lb (0.5 kg)

⁽¹⁾ Nozzle tip with automatic on and manual off

CONTROL VALVES

Alemite Control Valves provide consistent, long lasting performance in dispensing oil and other fluids.

High Pressure Grease Valve

Alemite's High Pressure Control Valve provides continuous flow with the trigger fully depressed, and delivers measured, pre-set amounts with the trigger partially depressed.



6320-3

Product #	Description	Material Inlet	Pressure	Weight
6320-3	High Pressure Control Valve	1/4" NPTF(f)	7,500 psi (517 bar)	2.8 lb (1.3 kg)
6320-C	High Pressure Control Valve with flexible hose and 6304-B Large Hydraulic Coupler	1/4" NPTF(f)	5,000 psi (344 bar)	2.8 lb (1.3 kg)
343096	Whip Hose Conversion Kit for 6320-3	1/8" NPTF(m)	5,000 psi (344 bar)	1.0 lb (0.5 kg)

High Volume Grease Valve

The Alemite High Volume Control Valve is designed for medium pressure, high volume use, and is an ideal choice for transferring grease from bulk containers.



6438

Product #	Description	Material Outlet	Material Inlet	Pressure	Weight
6438	High Volume Control Valve	1/4" NPTF(f)	3/8" NPTF(f)	5,000 psi (344 bar)	2.4 lb (1.1 kg)

CONTROL VALVES AND METERS

CONTROL VALVES

Oil Valves

Alemite Control Valves for oil and other fluids are available with a variety of nozzles to meet your specific application needs.

FEATURES:

- Ergonomic trigger design for easy operation, reducing operator fatigue
- Locking mechanism to allow free flow dispensing
- Cam piston design for consistent operation
- Push to open trigger prevents inadvertent dispensing of fluid


7498

Product #	Description	Material Inlet	Extension	Non-Drip Tip	Max Pressure	Min Pressure	Weight
339100	Non-metered control valve	1/2" NPTF(f)	—	—	1,500 psi (103 bar)	30 psi (2 bar)	1.5 lb (0.7 kg)
7492	Non-metered control valve	1/2" NPTF(f)	Rigid	Automatic/ Manual lock	1,500 psi (103 bar)	30 psi (2 bar)	2.6 lb (1.2 kg)
7498	Non-metered control valve	1/2" NPTF(f)	Rigid	Automatic	1,500 psi (103 bar)	60 psi (4 bar)	2.6 lb (1.2 kg)
7498-A	Non-metered control valve	1/2" NPTF(f)	Flexible	Automatic	1,500 psi (103 bar)	60 psi (4 bar)	2.6 lb (1.2 kg)
7498-C	High-volume control valve	1/2" NPTF(f)	Rigid	Manual high volume	1,500 psi (103 bar)	30 psi (2 bar)	2.8 lb (1.3 kg)
7836-C1	High-volume control valve	1/2" NPTF(f)	—	—	2,000 psi (138 bar)	30 psi (2 bar)	2.7 lb (1.2 kg)



MISCELLANEOUS

Non-Drip Nozzles

Alemite Non-Drip Nozzles help prevent drips and spills, for a cleaner, safer work space. The nozzles are available with an automatic shut off, or manual twist lock mechanism.

Product #	Description	Used with	Thread Sizes
B339800	Automatic assembly (blister pack)	3620 Series, 3621, 3621-A, 3622, 3622-A, 3640 Series, 3641-1, 3686-1, 3686-B, 3670, 3671, 3671-A, 3672, 3673, 7948	1/4" NPTF(f)
339084	Manual	3620-B, 3621-B, 3641-B1, 3670-B, 3671-B, 3685-J, 3685-F, 3685-G	1/4" NPTF(f)
340084	Manual high-volume	3624-C, 3644-C1, 3674-C, 3691-C, 3690 Series, 7498-C	1/2" NPTF(f)

Water Bib (BSWA321)

Alemite’s Water Bib manual dispensing valve is suitable for dispensing water, antifreeze, or windshield washer fluid. Inlet size is 1/4" (6 mm).



CONTROL VALVES AND METERS

LUBE DISPENSING STATIONS

Oil Bar and Spigots

Alemite's new oil bar line includes a compact, modular oil bar capable of accommodating up to three spigots. Locking and non-locking spigots are available for use with the unit. A brass flow control valve is offered to control pressure and flow at the spigot, and an optional inline digital meter measures fluid.

FEATURES:

- Steel construction
- Modular design
- 3-spigot capacity
- 2.9 gallon (11 liter) removable reservoir/drain
- Hole knockouts for inline digital meter
- Overall dimensions: 33.39" (85 cm) tall x 19.69" (50 cm) wide x 3.94" (10 cm) deep; 14.36" (36 cm) deep with removable reservoir



343090



343091, 343092 or 343259



343093



3679

Product #	Description	Outlet	Inlet	Max Pressure	Flow Range (per minute)
343090	Oil Bar	—	—	—	—
343091-1	Spigot with Locking Lever, with Hydraulic and Other Medium-Viscosity Oils up to SAE 90	—	1/2" NPT(f), 3/4" NPT(m)	750 psi (52 bar)	—
343092-1	Spigot with Non-Locking Lever, Compatible with Hydraulic and Other Medium-Viscosity Oils up to SAE 90	—	1/2" NPT(f), 3/4" NPT(m)	750 psi (52 bar)	—
343259	Spigot with Non-Locking Lever, Compatible with Washer Fluid and Antifreeze	—	1/2" NPT(f), 3/4" NPT(m)	750 psi (52 bar)	—
343093	Flow Control Valve, Brass Construction	1/2"-14 NPT	1/2"-14 NPT	2,000 psi (138 bar)	15 gallon (56 liter)
3679	Inline Meter, Registers in Pints, Quarts, Gallons or Liters; Requires Installation Kit #343098	1/2" NPTF	1/2" NPTF	1,000 psi (69 bar)	.25 to 8 gallon (1 to 30 liter)
343098	Installation kit, use to connect spigot into inline meter; includes 45° street elbows (2), close nipple, special street elbow				

CONTROL VALVES AND METERS



ACCESSORIES

Additional Accessories

Product #	Description
301980	Swivel
306586	Tire Gauge
317850-1	12" Whip Hose
321206	Low Level Shut Off
340062	Grease Meter Adapter Kit 575 & 585 to use 3530 Series grease gun
340276	Swivel Assembly For 7371, 7372
340349	Insert, Coupler, Bpg grubber - Nitrile 70 Duro
340741	Switch, Speed Control
391421	Air Pressure Gauge
41531	Male Adapter
42763	Pipe Coupling
42802	Pipe Coupling
51219	Swivel
6067-1	Hi-Lo Adapter
6239	Push Type Adapter Use B6239
6278	Hydraulic Extension
6783	Adapter, Bulk Packed
7542	Hose Assembly
A908-A	Hose with Pin Coupler
B308730	Coupler
B6304-B	Hydraulic Coupler Blister Pack
B6304-C	Hydraulic Coupler Blister Pack
B6509-D	Swivel Coupler Blister Pack
B6509-E	Swivel Coupler Blister Pack

Additional Hoses

Product #	Description	Coupling Specification	Hose ID
317811-100*	Hose LP	1/2" x 1/2"(m)	1/2"
317813-1	Hose MP	1/2" x 1/2" (m)	1/2"
317813-100	Hose MP	1/2" x 1/2"(m)	1/2"
317813-80	Hose MP	1/2" x 1/2" (m)	1/2"
317860-1	Hose MP	1/4" x 1/4" (m)	1/4" x 12" (30 cm)
317882-2	Hose HP	3/8" x 3/8" (m)	3/8"
317898-5	Hose suction	3/4" (m) x 1" (m)	3/4"

* **WARNING** California Proposition 65: Cancer and reproductive harm. www.P65Warnings.ca.gov



BULK FLUID PACKAGES



- ☛ Tank Packages
- ☛ Trolley Packages
- ☛ Equipment Packages

Alemite offers a durable line of bulk fluid products, including tank and trolley packages. Designed for customer convenience, these packaged products come complete with all necessary components for efficient and economical bulk fluid handling.

BULK FLUID PACKAGES



TANK PACKAGES

1300 Series Rectangular Tank Package

FEATURES:

- Ideal for motor oils and hydraulic oils in shops where space is a concern
- UL-listed tank in single- or double-wall construction

PACKAGE INCLUDES:

- 5:1 ratio RAM pump
- Heavy-duty reel with 50-foot delivery hose
- Filter/Regulator
- Rectangular tank with sight gauge
- All necessary connection hoses and hardware
- Package-specific meters:
 - Electronic meter with rigid extension and automatic, non-drip nozzle (3670)
 - Electronic meter with flexible extension and automatic, non-drip nozzle (3671)
 - Mechanical meter with flexible extension and manual nozzle (3685-F)
 - Electronic pre-set meter with rigid extension and high-volume, manual nozzle (3644-C2)



Product #	Tank Type	Dimensions – L×D×H	Capacity	Pump	Reel	Meter
1300-50ER	Single-wall/Horizontal	62" x 24.3" x 52.6"	300 gallon (1,134 liter)	5:1	8078-D	3670
1300-50ER-DW	Double-wall/Horizontal	65.4" x 26" x 52.9"	300 gallon (1,134 liter)	5:1	8078-D	3670
1300U-50ER	Single-wall/Vertical	50.3" x 24.3" x 64.4"	300 gallon (1,134 liter)	5:1	8078-D	3670
1300U-50ER-DW	Double-wall/Vertical	53.5" x 26" x 64.7"	300 gallon (1,134 liter)	5:1	8078-D	3670
1300-50E	Single-wall/Horizontal	62" x 24.3" x 52.6"	300 gallon (1,134 liter)	5:1	8078-D	3671
1300-50E-DW	Double-wall/Horizontal	65.4" x 26" x 52.9"	300 gallon (1,134 liter)	5:1	8078-D	3671
1300U-50E	Single-wall/Vertical	50.3" x 24.3" x 64.4"	300 gallon (1,134 liter)	5:1	8078-D	3671
1300U-50E-DW	Double-wall/Vertical	53.5" x 26" x 64.7"	300 gallon (1,134 liter)	5:1	8078-D	3671
1300-50Q	Single-wall/Horizontal	62" x 24.3" x 52.6"	300 gallon (1,134 liter)	5:1	8078-D	3685-F
1300-50Q-DW	Double-wall/Horizontal	65.4" x 26" x 52.9"	300 gallon (1,134 liter)	5:1	8078-D	3685-F
1300U-50Q	Single-wall/Vertical	50.3" x 24.3" x 64.4"	300 gallon (1,134 liter)	5:1	8078-D	3685-F
1300U-50Q-DW	Double-wall/Vertical	53.5" x 26" x 64.7"	300 gallon (1,134 liter)	5:1	8078-D	3685-F
1300-50EP	Single-wall/Horizontal	62" x 24.3" x 52.6"	300 gallon (1,134 liter)	5:1	8078-D	3644-C2
1300-50EP-DW	Double-wall/Horizontal	65.4" x 26" x 52.9"	300 gallon (1,134 liter)	5:1	8078-D	3644-C2
1300U-50EP	Single-wall/Vertical	50.3" x 24.3" x 64.4"	300 gallon (1,134 liter)	5:1	8078-D	3644-C2
1300U-50EP-DW	Double-wall/Vertical	53.5" x 26" x 64.7"	300 gallon (1,134 liter)	5:1	8078-D	3644-C2

Assembly required on all 1300 Series rectangular tank packages.

NOTE

1300 Series rectangular tank packages for North American continental USA and Canadian sales regions only.

BULK FLUID PACKAGES

TROLLEY PACKAGES

Alemite's premium lube trolley package comes complete with all components needed for portably dispensing oil or grease directly from 55 gallon or 400 pound drums. Featuring a pneumatically operated Alemite pump, durable hose reel and electronic meter for oil or high pressure control valve for grease, these lube trolleys can be used to service a full range of vehicles, as well as industrial and machinery processes.

Premium Lube Trolley Packages

FEATURES:

- Designated space for hose reel
- Pivoting back wheels for easy movement
- Arm extends to hold control valve or meter
- Pivoting handle allows operator to manually move cart or attach it to motorized cart

Oil Package Specifications (343509*)

- 3:1 RAM pump with 338147-4 downtube for 55 gallon drums (9918-A)
- Heavy-duty reel (7335-B)
- Delivery hose (317813-30)
- 5 ft (1.5 m) connecting hose (317813-5)
- Electronic meter with flexible extension measures pints, quarts, gallons or liters (3671)
- Air control with filter/regulator/gauge (7936)
- Lube cart (340341)



343509

Grease Package Specifications (343510*)

- 50:1 RAM pump with cover and follower for 400 pound drums (9979-A)
- Hose reel (7334-B)
- Delivery hose (317874-30)
- 5 ft (1.5 m) connecting hose (317876-5)
- Heavy-duty control valve (6320-3) with universal swivel (B331107)
- Air control with filter/regulator/gauge (7936)
- Lube cart (340341)



343510

*☐ WARNING

California Proposition 65:
Cancer and reproductive harm. www.P65Warnings.ca.gov

NOTE

Lube Trolley Packages for North American continental USA and Canadian sales regions only.

BULK FLUID PACKAGES



EQUIPMENT PACKAGES

For installation on customer supplied tanks and totes.

Tote Mounting Packages

275 Gallon Tote Mounting Package (1450-IBC)

330 Gallon Tote Mounting Package (1460-IBC)

Includes model 9968 RAM 5:1 pump, mounting brackets for reel and pump to attach to steel frame of tote, connector hoses, filter regulator and sight gauge.



Tankless Equipment Packages

Tankless Equipment Package - Rigid Meter Extension (343076)

INCLUDES


- RAM 5:1 pump (9968)
- 1/2" by 50 ft oil reel with 2 ft oil connecting hose (8078-D)
- Electronic meter with rigid extension and auto nozzle (3670)
- 1/4" filter/regulator (7936)



Tankless Equipment Package - Flexible Meter Extension (343077)

INCLUDES

- RAM 5:1 pump (9968)
- 1/2" by 50 ft oil reel with 2 ft oil connecting hose (8078-D)
- Electronic meter with flexible extension and auto nozzle (3671)
- 1/4" filter/regulator (7936)





INDUSTRIAL LUBRICATION FITTINGS



- Threaded/Drive Fittings
- Corrosion Resistant Fittings
- Standard/Metric Fittings
- Specialty Fittings
- Vents/Breathers
- Fitting Assortments
- Fitting Accessories

As the inventor of the Zerk fitting, Alemite is a recognized global leader in supplying fittings for automotive and industrial use. Alemite fittings conform to standards for automotive OEM use, and Alemite's manufacturing is TS/ISO 16949 certified.

- P.T.F. SAE short taper pipe thread.
- N.P.T.F. American National taper pipe thread for Dryseal pressure-tight joints.
- N.P.S.M. American National straight pipe thread for mechanical joints.
- N.P.S.I. American National straight intermediate pipe thread.

THREADED FITTINGS

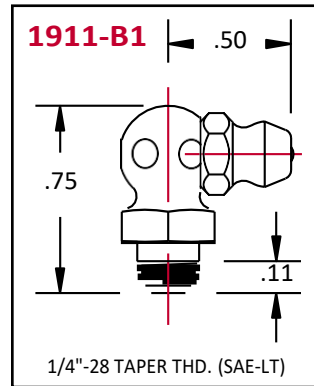
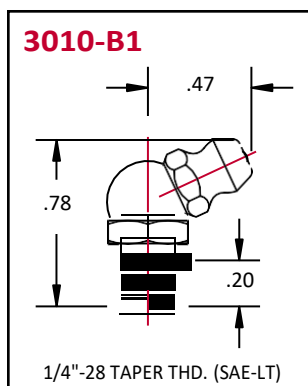
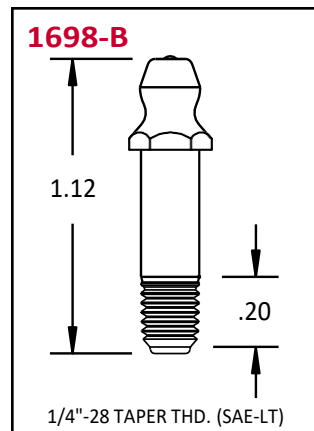
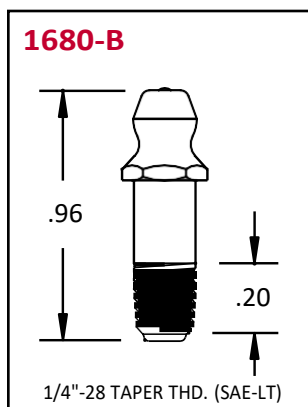
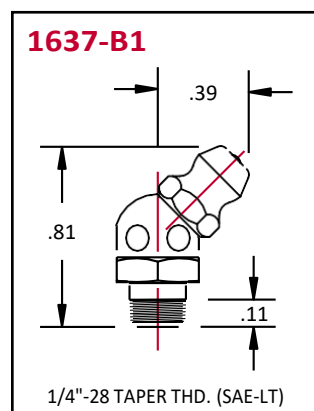
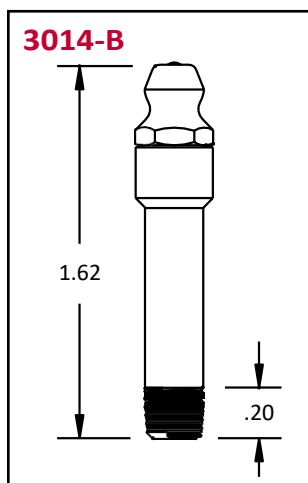
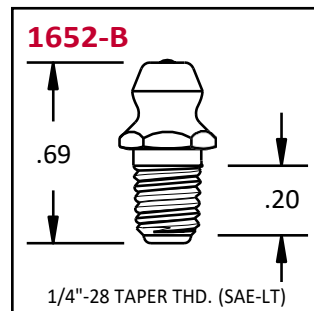
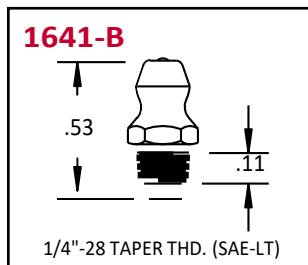
1/4"-28 Taper Thread Fittings

ALEMITE 1/4"-28 Taper Thread Fittings are used on most cars and trucks, as well as many industrial machines. It is recommended that SAE-LT taper threads be assembled into 1/4"-28 UNF, Class 3B, straight threaded holes having a modified maximum minor diameter of 0.2151", to ensure 75% minimum thread height.

FEATURES:

- Exceeds 72 hour salt spray test
- Dirt excluding check ball
- Trivalent zinc plating
- RoHS compliant

Product #	Type	Hex Size	Overall Length	Shank Length
1641-B	Straight	5/16"	35/64"	3/16"
1652-B	Straight	5/16"	11/16"	23/64"
1680-B	Straight	5/16"	31/32"	5/8"
1698-B	Straight	5/16"	1-1/8"	25/32"
3014-B	Straight	5/16"	1-5/8"	1"
1637-B1	45°	3/8"	13/16"	13/64"
3010-B1	65°	3/8"	25/32"	19/64"
1911-B1	90°	3/8"	3/4"	13/64"



INDUSTRIAL LUBRICATION FITTINGS

THREADED FITTINGS

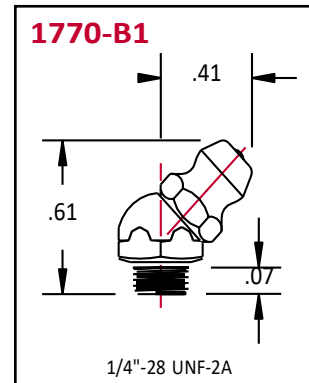
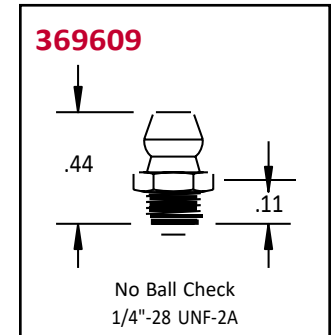
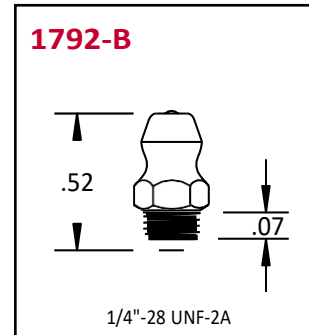
1/4"-28 Straight Thread Fittings

Alemite 1/4"-28 Straight Thread Fittings are used on most cars and trucks, as well as many industrial machines.

FEATURES:

- Exceeds 72 hour salt spray test
- Dirt excluding check ball
- Trivalent zinc plating
- RoHS compliant

Product #	Type	Hex Size	Overall Length	Shank Length
1792-B	Straight	9/32"	33/64"	5/32"
1770-B1	45°	3/8"	39/64"	1/8"
369609	Straight	5/16"	7/16"	1/8"



THREADED FITTINGS

1/8" PTF Fittings

Alemite 1/8" PTF Fittings are used on industrial machines and heavy equipment.

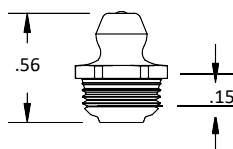
FEATURES:

- Exceeds 72 hour salt spray test
- Dirt excluding check ball
- Trivalent zinc plating
- RoHS compliant
- 1958 has specialty cap providing a second seal for dust proof applications

Product #	Type	Hex Size	Overall Length	Shank Length
1644-B	Straight	7/16"	9/16"	15/64"
1610-BL	Straight	7/16"	11/16"	19/64"
1607-B	Straight	7/16"	1-1/4"	25/32"
1669-B	Straight	7/16"	1-3/4"	1-17/64"
1684-B	Straight	3/8"	2-5/8"	2-3/16"
1618-B	Straight	1/2"	1"	9/32"
1958 ⁽¹⁾	Straight	7/16"	31/32"	1/4"
1611-B	30°	7/16"	29/32"	19/64"
1638-B	30°	7/16"	2-3/32"	1-1/4"
1688-B	45°	7/16"	57/64"	19/64"
1620-B	45°	7/16"	1-1/8"	13/32"
1612-B	65°	7/16"	27/32"	19/64"
1623-B	65°	7/16"	1-7/32"	9/16"
1649-B	65°	3/8"	2-3/4"	2-1/4"
1613-B	90°	7/16"	27/32"	19/64"
1606-B	90°	7/16"	1-13/16"	1-1/4"
369599	Straight	7/16"	2-5/8"	7/32"
369608	65°	7/16"	29/32"	9/32"
369574	Double 70°	1/2"	27/32"	7/32"

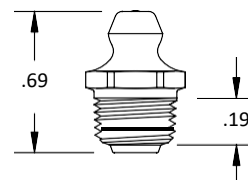
⁽¹⁾Also available in a 1/8" BSPT version (1958-E)

1644-B



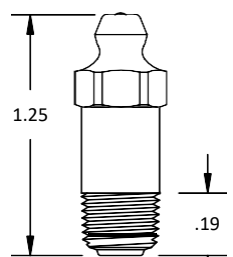
1/8" PTF SAE SPL EXTRA SHORT

1610-BL



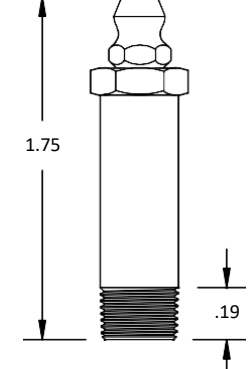
1/8" PTF SAE SPL SHORT

1607-B



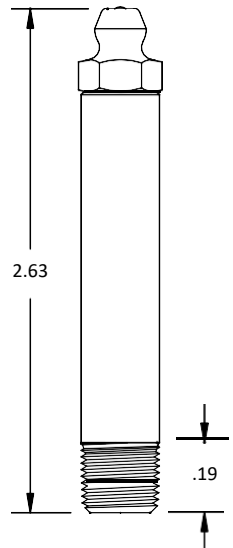
1/8" PTF SAE SPL SHORT

1669-B



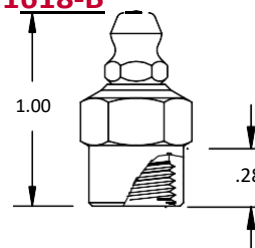
1/8" PTF SAE SPL SHORT

1684-B



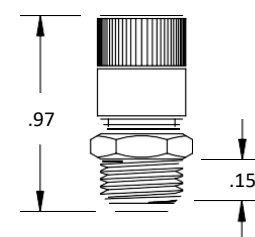
1/8" PTF SAE SPL SHORT

1618-B



1/8" NPTF FEMALE

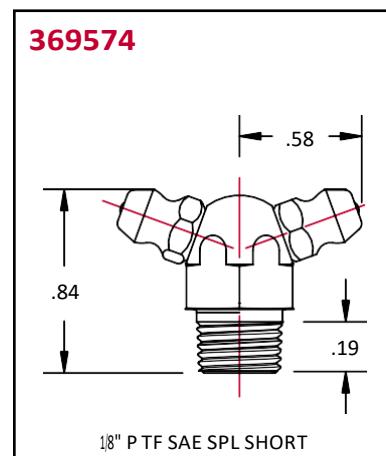
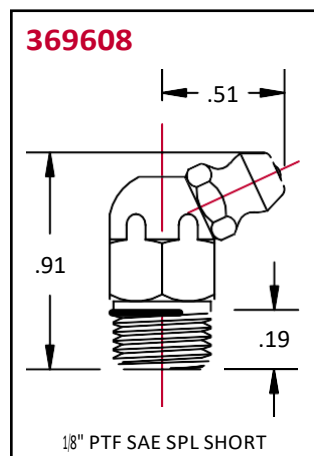
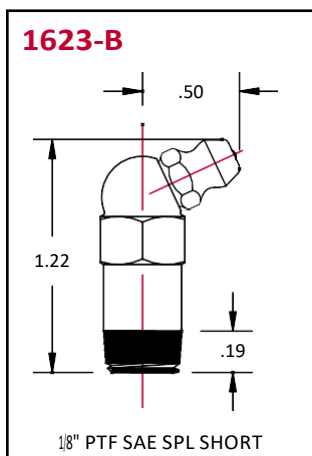
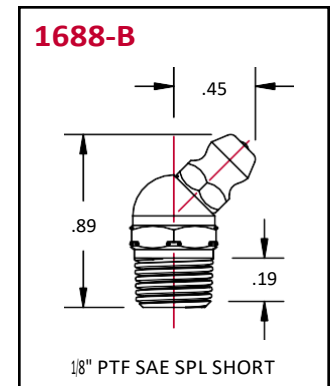
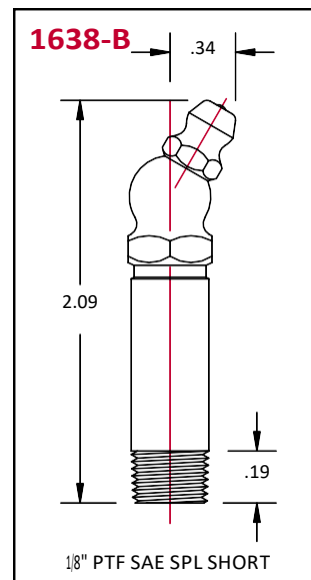
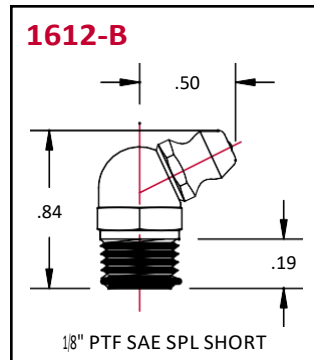
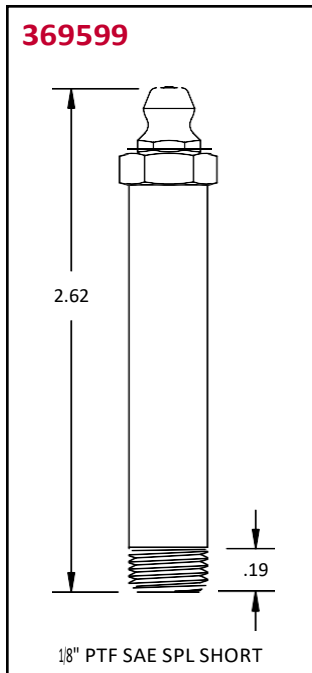
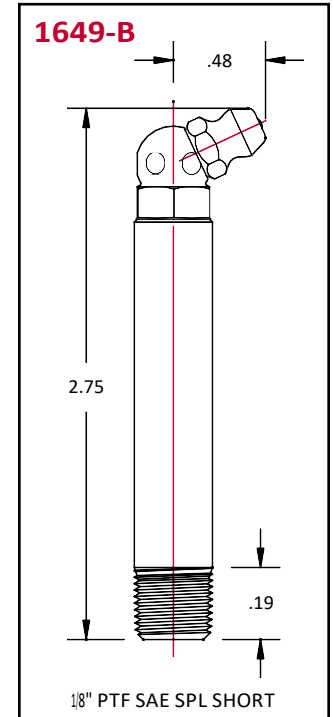
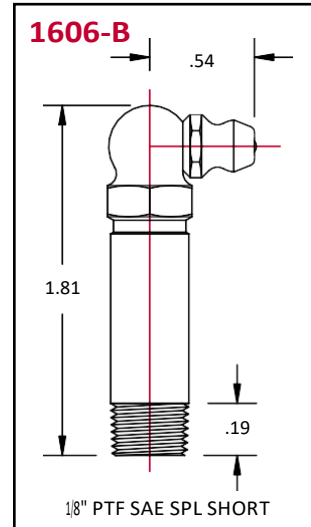
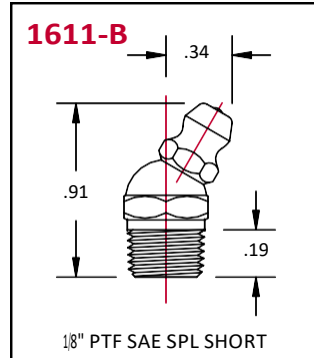
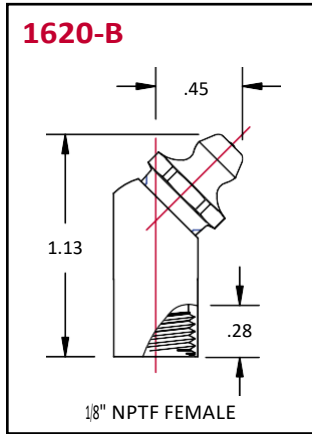
1958



1/8" PTF SAE SPL EXTRA SHORT

INDUSTRIAL LUBRICATION FITTINGS

THREADED FITTINGS





INDUSTRIAL LUBRICATION FITTINGS

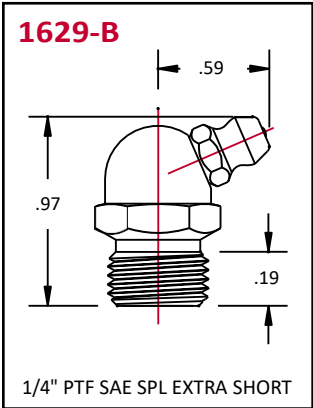
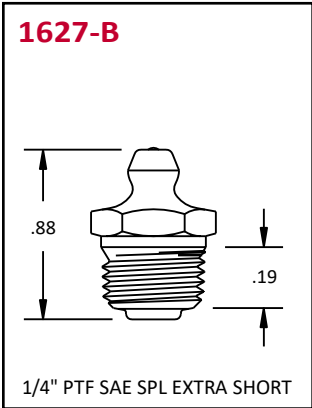
THREADED FITTINGS

1/4" PTF Fittings

Alemite 1/4" PTF Fittings are widely used for larger bearings on farm machinery and heavy industrial equipment. Recommended for heavy lubricants in cold weather.

FEATURES:

- Exceeds 72 hour salt spray test
- Dirt excluding check ball
- Trivalent zinc plating
- RoHS compliant
- Dry seal eliminates need for sealant



Product #	Type	Hex Size	Overall Length	Shank Length
1627-B	Straight	9/16"	7/8"	27/64"
1629-B	67.5°	9/16"	31/32"	11/32"

INDUSTRIAL LUBRICATION FITTINGS

THREADED FITTINGS

1/4"-28 and 1/8" Thread Forming Fittings

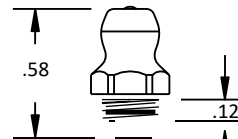
Alemite Thread Forming Fittings have special tapered drive threads which reshape the material in an untapped hole to provide a leak proof seal. They are most effectively installed by spinning into the untapped hole. Thread forming fittings can be replaced by any standard threaded fitting or by another thread forming fitting.

FEATURES:

- Exceeds 72 hour salt spray test
- Dirt excluding check ball
- Threads provide strong seal
- Dyed yellow for identification
- Trivalent zinc plating
- RoHS compliant

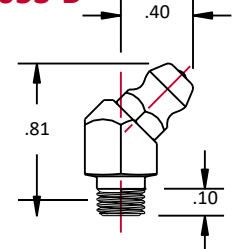
Product #	Type	Hex Size	Hole Size recommended
3038-B	Straight	5/16"	.230 - .235
3053-B	45°	3/8"	.230 - .235
3054-B	90°	3/8"	.230 - .235
1720-B	Straight	7/16"	.373 - .380
1723-B	90°	7/16"	.373 - .380
1724-B	45°	7/16"	.373 - .380
369582	Straight	9/32"	.230 - .235

3038-B



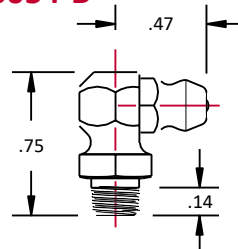
1/4"-28 SPECIAL TAPER THD.
(Recommended hole size-.230 to .235")

3053-B



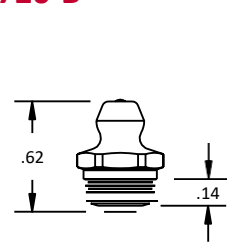
1/4"-28 SPECIAL TAPER THD.
(Recommended hole size-.230 to .235")

3054-B



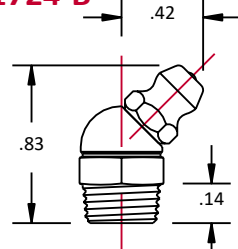
1/4"-28 SPECIAL TAPER THD.
(Recommended hole size-.230 to .235")

1720-B



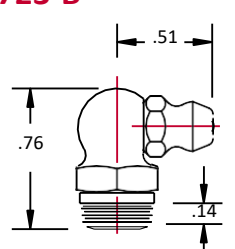
1/8" PIPE SPECIAL TAPER THD.
(Recommended hole size-.373 to .380")

1724-B



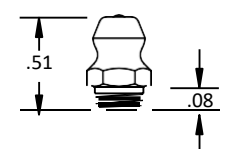
1/8" PIPE SPECIAL TAPER THD.
(Recommended hole size-.373 to .380")

1723-B



1/8" PIPE SPECIAL TAPER THD.
(Recommended hole size-.373 to .380")

369582



1/4"-28 SPECIAL TAPER THD.
(Recommended hole size-.230 to .235")

CORROSION RESISTANT FITTINGS

Monel Fittings

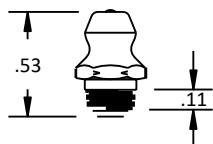
Alemite Monel Fittings withstand the most severe marine and industrial corrosive environments. Monel is a Nickel/Copper alloy that is highly resistant to corrosion. All monel fittings have a single notch on the hex for easy identification.

FEATURES:

- Greater corrosion resistance than stainless steel
- Withstands extreme temperatures ranging from sub-zero to 700°F (371°C)
- Ideal for use in harsh chemical environments and marine applications
- Dirt excluding check ball
- RoHS compliant

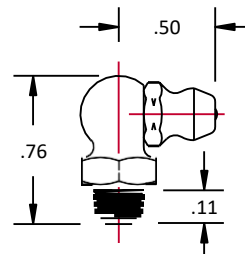
Product #	Thread	Type	Hex Size	Overall Length	Shank Length
1966-B	1/4"-28 Taper	Straight	5/16"	17/32"	3/16"
1969-B	1/4"-28 Taper	90°	3/8"	3/4"	13/64"
1962-B	1/8" PTF	Straight	7/16"	5/8"	9/32"
1961-B	1/8" PTF	Straight	7/16"	3/4"	5/16"
1921-B	1/8" PTF	30°	7/16"	1-1/4"	11/32"
1922-B	1/8" PTF	67.5°	7/16"	61/64"	11/32"
1923-B	1/8" PTF	90°	7/16"	7/8"	11/32"

1966-B Monel



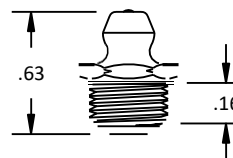
1/4"-28 TAPER THD. (SAE-LT)

1969-B Monel



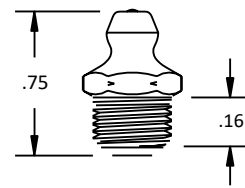
1/4"-28 TAPER THD. (SAE-LT)

1962-B Monel



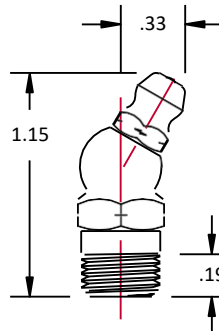
1/8" PTF SAE SPL EXTRA SHORT

1961-B Monel



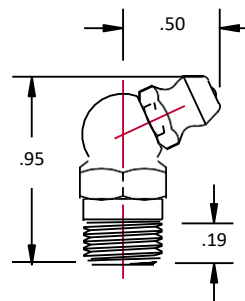
1/8" SAE SPL EXTRA SHORT

1921-B Monel



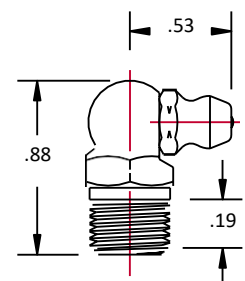
1/8" PTF SAE SPL SHORT

1922-B Monel



1/8" PTF SAE SPL SHORT

1923-B Monel



1/8" SAE SPL SHORT

INDUSTRIAL LUBRICATION FITTINGS

CORROSION RESISTANT FITTINGS

Stainless Steel Fittings

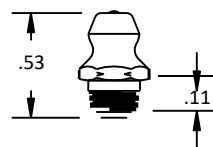
Alemite Stainless Steel Fittings withstand severely corrosive marine and industrial environments. All stainless steel fittings have 2 notches for easy identification.

FEATURES:

- Greater corrosion resistance than carbon steel
- Withstands extreme temperatures ranging from sub-zero to 600°F (315°C)
- Ideal for use in harsh chemical environments and marine applications
- Stainless steel fittings are comprised of Type 303 SS for fitting bodies, Type 440 SS for balls, and Type 302 for tempered springs
- Dirt excluding check ball
- RoHS compliant

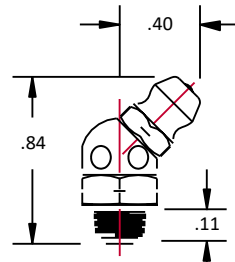
Product #	Thread	Type	Hex Size	Overall Length	Shank Length
1966-S	1/4"-28 Taper	Straight	5/16"	17/32"	3/16"
1968-S	1/4"-28 Taper	45°	3/8"	13/16"	13/64"
1969-S	1/4"-28 Taper	90°	3/8"	3/4"	13/64"
1961-S	1/8" PTF	Straight	7/16"	3/4"	5/16"
1921-S	1/8" PTF	30°	7/16"	1-1/4"	11/32"
1922-S	1/8" PTF	67.5°	7/16"	61/64"	11/32"
1923-S	1/8" PTF	90°	7/16"	7/8"	11/32"
1728-S	Drive	Straight	5/16"	33/64"	5/16"

1966-S Stainless



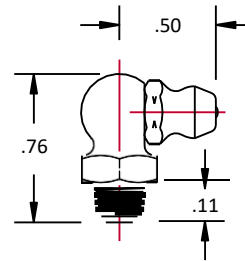
1/4"-28 TAPER THD. (SAE-LT)

1968-S Stainless



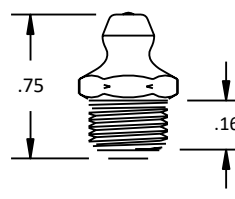
1/4"-28 TAPER THD. (SAE-LT)

1969-S Stainless



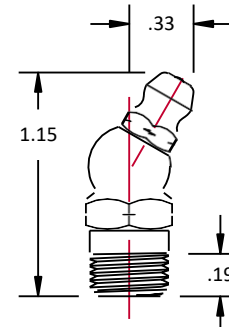
1/4"-28 TAPER THD. (SAE-LT)

1961-S Stainless



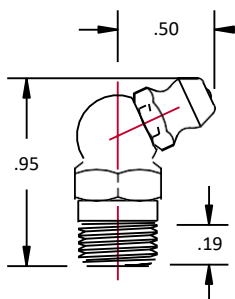
1/8" SAE SPL EXTRA SHORT

1921-S Stainless



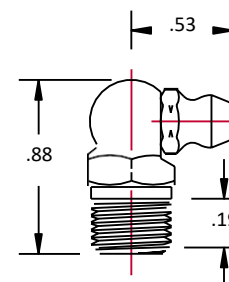
1/8" PTF SAE SPL SHORT

1922-S Stainless



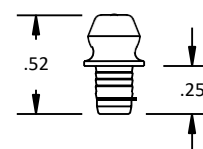
1/8" PTF SAE SPL SHORT

1923-S Stainless



1/8" PTF SAE SPL SHORT

1728-S Stainless



DRIVE

DRIVE FITTINGS

Straight

Alemite Drive Fittings provide a simple, cost effective alternative to tapping for various applications.

FEATURES:

- Exceeds 72 hour salt spray test
- Used for untapped holes
- Serrated shank provides secure, lasting grip
- Simplifies replacement of damaged fittings in old or oversized holes
- Trivalent zinc plating
- RoHS compliant

All fittings clear zinc unless otherwise noted.

Product #	Type	Overall Length	Shank Length	Drill Diameter	Ball Check
1736-A	Straight	9/16" (14.28 mm)	1/4"	1/8"	No
3019	Straight	15/32" (11.81 mm)	5/32"	1/8"	No
3009	Straight	25/64" (9.82 mm)	3/32"	3/16"	No
3005	Straight	15/32"	11/64"	3/16"	No
3006	Straight	31/64"	7/32"	3/16"	No
1728-B	Straight	33/64" (13.09 mm)	1/4"	3/16"	Yes
1633	Straight	5/8"	1/4"	3/16"	No
1743-B	Straight	35/64"	1/4"	1/4"	Yes
1952-A	Straight	15/32"	1/8"	1/4"	No
1608-B	Straight	35/64" (13.49 mm)	1/4"	5/16"	Yes
1666	Straight	37/64"	7/32"	3/8"	No
369591	Straight	21/50"	—	3/16"	No
369604	Straight Flush	11/32" (8.73 mm)	21/64"	1/4"	Yes
369577 ⁽¹⁾	Straight	35/64" (13.69 mm)	1/4"	1/4"	Yes

⁽¹⁾Yellow zinc

Drive Fitting Tools-Straight

Product #	Type of Drive Fitting	Use with Fitting
5253	Straight	1633, 1666, 1720-B, 1736-A, 1952-A, 3005, 3009, 3019, 369591, 369604, 369577
5253-1	Straight	1608-B, 1743-B, 3038-B
5253-3	Straight	1728-B



5253

INDUSTRIAL LUBRICATION FITTINGS

DRIVE FITTINGS

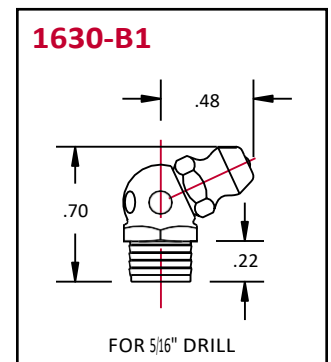
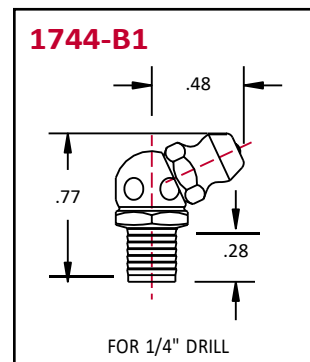
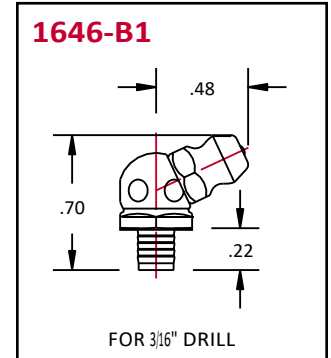
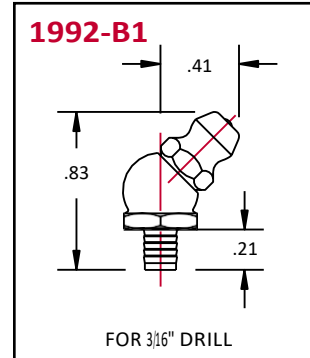
Angled

Alemite Drive Fittings provide a simple, cost effective alternative to tapping for various applications.

FEATURES:

- Exceeds 72 hour salt spray test
- Used for untapped holes
- Serrated shank provides secure, lasting grip
- Simplifies replacement of damaged fittings in old or oversized holes
- Trivalent zinc plating
- RoHS compliant

Product #	Type	Overall Length	Shank Length	Drill Diameter	Ball Check
1992-B1	45°	53/64"	7/32"	3/16"	Yes
1646-B1	65°	45/64"	7/32"	3/16"	Yes
1744-B1	65°	49/64"	9/32"	1/4"	Yes
1630-B1	65°	45/64"	7/32"	5/16"	Yes



Drive Fitting Tools-Angled

This special tool simplifies the original installation of drive fittings in untapped holes.

Product #	Type of Drive Fitting	Use with Fitting
5254-1	Angled	1630-B1, 1646-B1, 1744-B1, 1992-B1, 1722-B, 1723-B, 1724-B



METRIC FITTINGS

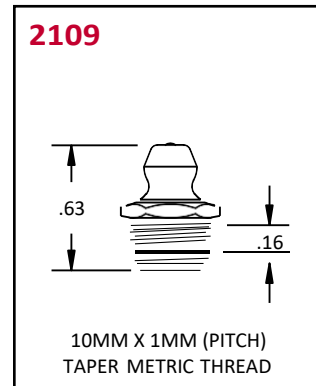
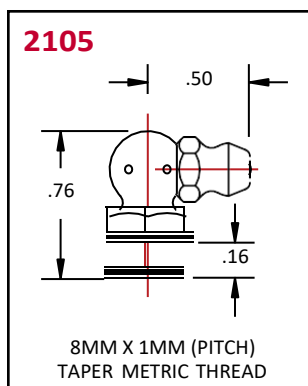
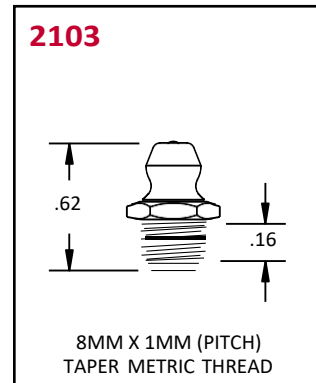
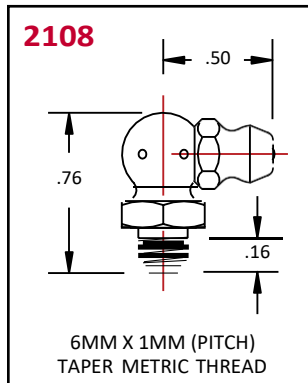
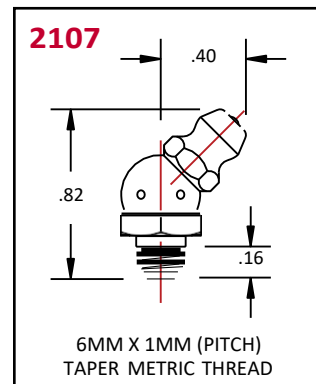
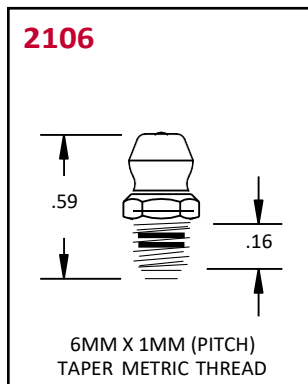
Threaded Metric Fittings

Alemite metric thread conforms to German Standard DIN 71412.

FEATURES:

- Exceeds 72 hour salt spray test
- Dirt excluding check ball
- Trivalent zinc plating
- RoHS compliant

Prod. #	Thread	Type	Hex Size	Overall Length	Shank Length
2106	6 mm x 1 mm	Straight	7 mm	19/32"	1/4"
2107	6 mm x 1 mm	45°	10 mm	13/16"	7/32"
2108	6 mm x 1 mm	90°	10 mm	3/4"	7/32"
2103	8 mm x 1 mm	Straight	9 mm	5/8"	1/4"
2105	8 mm x 1 mm	90°	10 mm	3/4"	7/32"
2109	10 mm x 1 mm	Straight	11 mm	5/8"	1/4"



INDUSTRIAL LUBRICATION FITTINGS

BUTTON HEAD FITTINGS

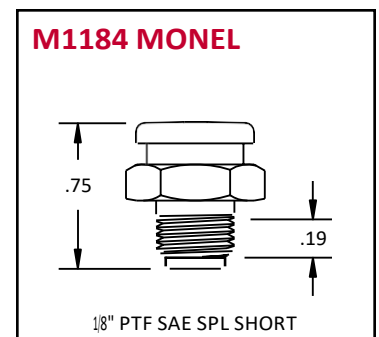
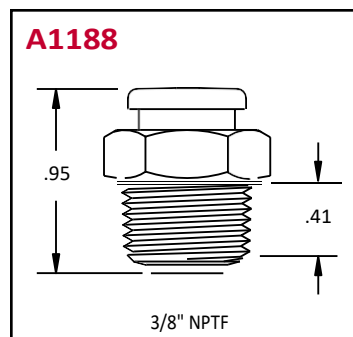
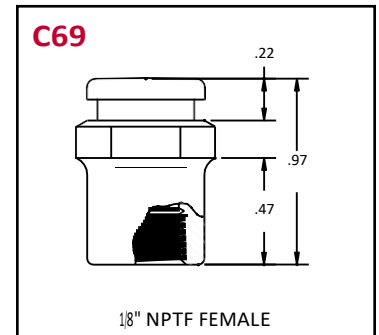
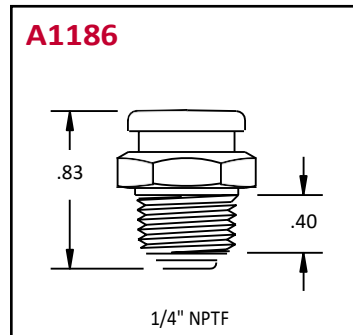
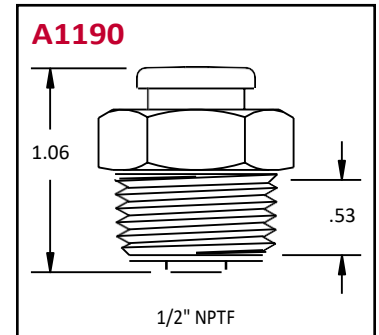
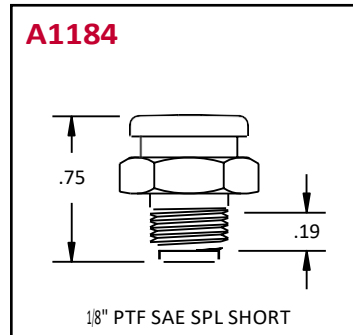
Standard

Alemite Standard Button Head Fittings are used in rugged applications such as heavy machinery, construction equipment and off road equipment.

FEATURES:

- Exceeds 72 hour salt spray test
- Trivalent zinc plating
- RoHS compliant
- Head size helps minimize breakage
- Dirt excluding plunger check valve helps reduce dirt contamination

Product #	Thread	Hex Size	Overall Length	Shank Length
A1184	1/8" PTF	5/8"	3/4"	11/32"
A1186	1/4" NPTF	5/8"	53/64"	27/64"
A1188	3/8" NPTF	3/4"	61/64"	31/64"
A1190	1/2" NPTF	7/8"	1-1/16"	35/64"
C69	1/8" NPTF(f)	5/8"	31/32"	13/32"
M1184	1/8" PTF	5/8"	3/4"	11/32"



BUTTON HEAD FITTINGS

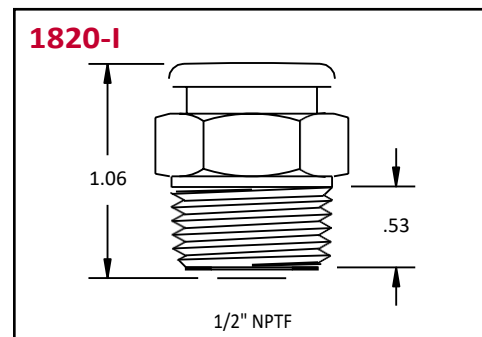
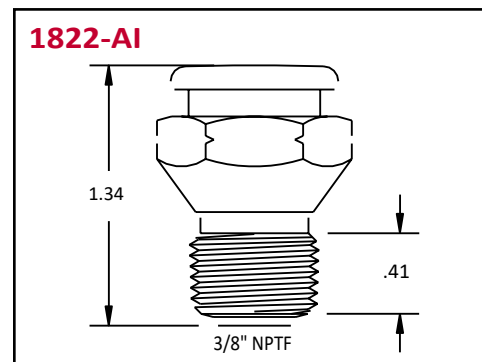
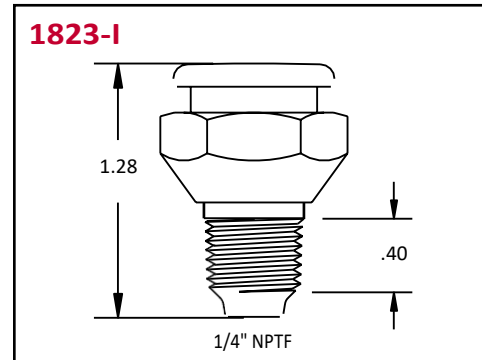
Giant Fittings

Alemite Giant Button Head Fittings are the largest fitting available for rugged applications.

FEATURES:

- Exceeds 72 hour salt spray test
- Trivalent zinc plating
- RoHS compliant
- Head size helps minimize breakage
- Dirt excluding plunger check valve helps reduce dirt contamination

Product #	Thread	Hex Size	Overall Length	Shank Length
1823-1	1/4" NPTF	7/8"	1-1/4"	1/2"
1822-A1	3/8" NPTF	7/8"	1-5/16"	9/16"
1820-1	1/2" NPTF	7/8"	1-1/16"	1/2"



INDUSTRIAL LUBRICATION FITTINGS

RELIEF FITTINGS

Alemite Relief Fittings are used on gearbox housings and bearings (king pins, universal joints, etc.) where excessive lubrication pressure is not desired.

FEATURES:

- Exceeds 72 hour salt spray test
- Trivalent zinc plating
- RoHS compliant
- Fittings open at predetermined pressure (see table)
- May be used with grease or oil
- 338382 is a leak proof fitting

RECOMMENDED ACCESSORIES

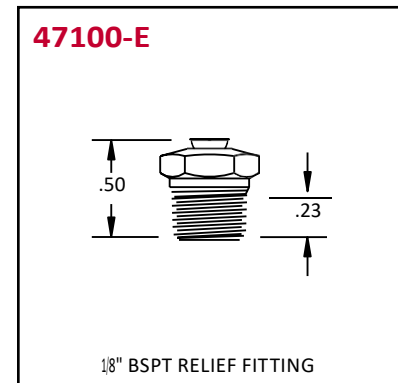
- 1/8" – 1/4" Bushing (45120)

British Standard Pipe Thread Fittings

FEATURES:

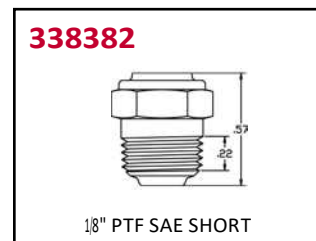
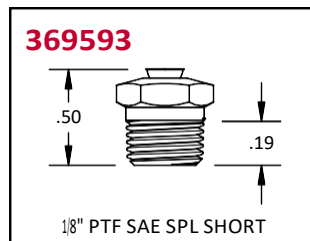
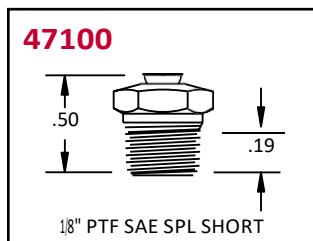
- Dirt excluding check ball
- Trivalent zinc plating
- RoHS compliant

Product #	Description	Opening Pressure
317400-E	1/8" BSPT Relief Fitting	1/4 to 1 psi
47200-E	1/8" BSPT Relief Fitting	1 to 5 psi
47100-E	1/8" BSPT Relief Fitting	45 to 80 psi



RELIEF FITTINGS

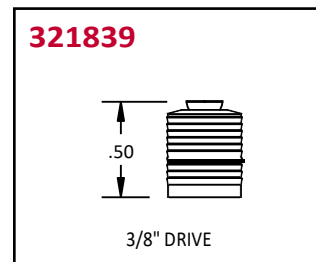
1/8" Pipe Thread



Product #	Thread	Relief Pressure		Pressure Based on Using Air/Grease/Oil
		Min	Max	
317400	1/8" PTF SAE SPL Short	.25 psi	1 psi	Air at 1.2 Ft3/Hr
47200	1/8" PTF SAE SPL Short	1 psi	5 psi	Oil 30W SAE
47640	1/8" PTF SAE SPL Short	7.5 psi	15 psi	Oil 30W SAE
323060	1/8" PTF SAE SPL Short	15 psi	25 psi	Oil 30W SAE
47100	1/8" PTF SAE SPL Short	45 psi	80 psi	Oil 30W SAE
50500	1/8" PTF SAE SPL Short	400 psi	650 psi	NLGI 1 Grease, Calcium Based
369593	1/8" PTF SAE SPL Short	100 psi	200 psi	NLGI 1 Grease, Calcium Based
338382	1/8" PTF SAE SPL Short	80 psi	140 psi	Oil 30W SAE

Drive

Product #	Drive Fitting	Relief Pressure	
		Min	Max
321839	3/8" Diameter Drill	1 psi	5 psi



INDUSTRIAL LUBRICATION FITTINGS

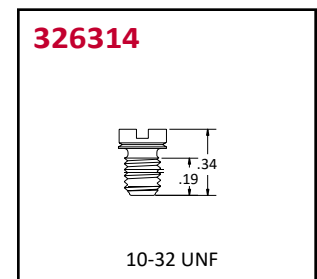
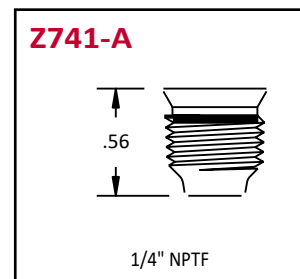
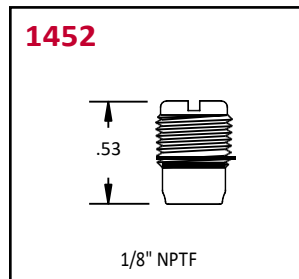
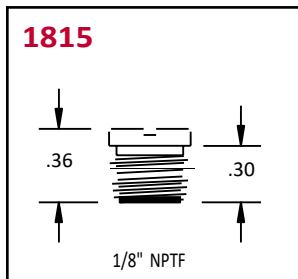
FLUSH TYPE FITTINGS

Alemite Flush Type Fittings are used where protruding fittings are not desirable, such as for line shafting pulleys or revolving bearings.

FEATURES:

- Exceeds 72 hour salt spray test
- Dirt excluding check ball
- Trivalent zinc plating
- RoHS compliant
- Flush mounting reduces potential for damage

Threaded - Slotted



Product #	Thread	Type	Overall Length	Shank Length	Drill Diameter
1815	Overall Length	Slotted	Shank Length	19/64"	—
1452	Overall Length	Slotted	Shank Length	—	—
Z741-A	Overall Length	Slotted	Shank Length	—	—
326314	10-32 UNF	Slotted	3/8"	15/64"	—

INDUSTRIAL LUBRICATION FITTINGS

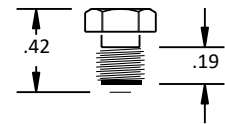


FLUSH TYPE FITTINGS

Threaded - Hex

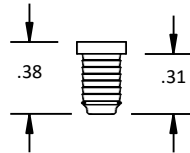
Product #	Thread	Type	Overall Length	Shank Length	Drill Diameter
1851	1/4"-28 NF	Hex	13/32"	19/64"	—

1851



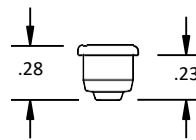
1/4"-28 UNF

3036



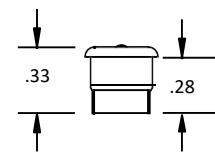
FOR 3/16" DRILL

1885

FLUSH TYPE
DRIVE FITTING

FOR 1/4" DRILL

1814

FLUSH TYPE
DRIVE OILER FITTING

FOR 5/16" DRILL

Drive

Product #	Thread	Type	Overall Length	Shank Length	Drill Diameter
3036	Drive	Straight	3/8"	5/16"	3/16"
1885	Drive	Straight	9/32"	15/64"	1/4"
1814	Drive	Straight	21/64"	9/32"	5/16"

INDUSTRIAL LUBRICATION FITTINGS

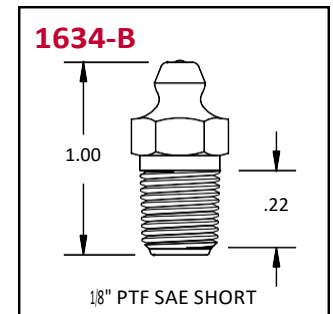
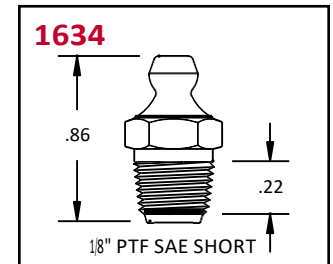
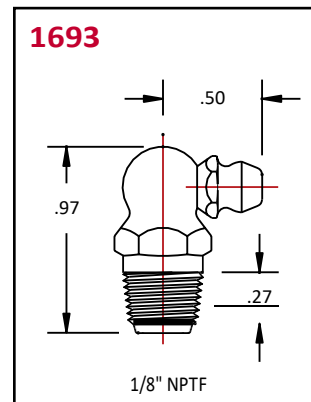
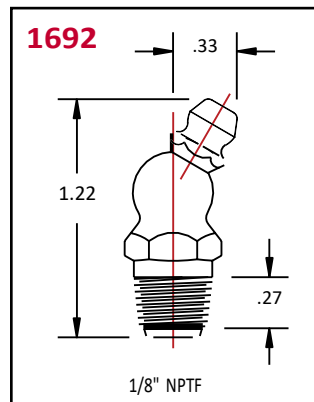
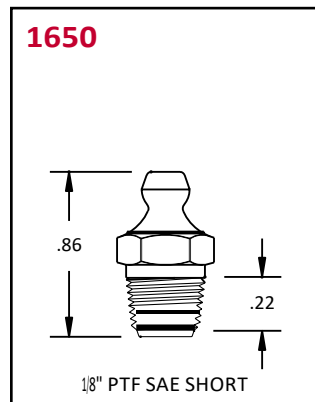
LEAKPROOF FITTINGS

To improve reliability of the check valve in these fittings, keep input passages free of foreign particles. Redundancy of seal should be provided in critical applications where back pressure must be maintained.

Threaded

RECOMMENDED ACCESSORY:

- Dust Caps



Product #	Type	Thread	Hex Size	Overall Length	Shank Length	Check Valve	Max. Back Pressure
1650 ⁽¹⁾	Straight	1/8" PTF SAE Short	7/16"	29/32"	25/64"	Fluoroelastomerer Ball	3,000 psi
1692 ⁽¹⁾	30°	1/8" NPTF	7/16"	1-7/32"	25/64"	Buna-N disk	3,000 psi
1693 ⁽¹⁾	90°	1/8" NPTF	7/16"	31/32"	25/64"	Buna-N disk	3,000 psi
1634 ⁽²⁾	Straight	1/8" PTF SAE Short	7/16"	27/32"	23/64"	Steel Ball/Brass Seat	10,000 psi
1634-B ⁽²⁾	Straight	1/8" PTF SAE Short	7/16"	1"	33/64"	Steel Ball/Brass Seat plus dirt excluding surface ball check	10,000 psi

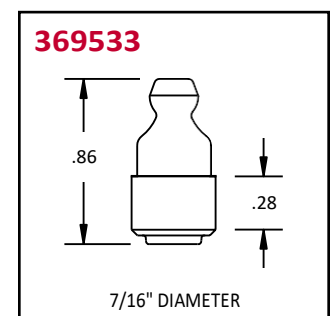
⁽¹⁾ Designed for light oils

⁽²⁾ Designed for grease, medium and heavy oils

Drive

Product #	Type	Thread	Press Fit OD	Overall Length	Check Valve	Max Back Pressure
369533	Straight	—	7/16"	55/64"	Steel Ball/Brass Seat	*

* Maximum pressure depends on the press fit



VENTS

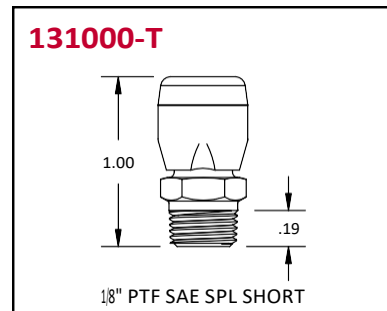
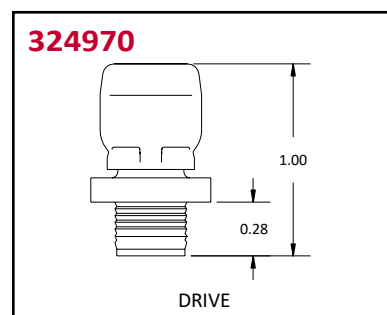
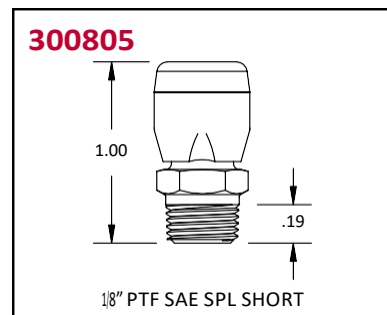
Vents

Alemite Vents are used with transmissions, speed reducers, axles, gear housings and similar applications. The vent is placed above normal lubrication level to allow air to escape when internal pressure rises.

FEATURES:

- Exceeds 72 hour salt spray test
- Trivalent zinc plating
- Vent opens at designated pressure (see table)
- Helps to prevent fluid leakage
- Special cap prevents water or dirt from entering

Product #	Thread	Opening Pressure
300805	1/8" PTF SAE Short	Felt filter
304810	1/8" PTF SAE Short	1-3" water
324970	Drive 3/8". Designed as $0.374 \pm 0.000-0.003$ drive. Use 0.368" drill or U drill.	6-12" water, 0.25 to 0.43 psi
131000-T	1/8" PTF SAE Short	12" water max
327240	1/8" PTF SAE Short	1 to 1-1/2 psi
330766	1/8" PTF SAE Short	2-1/2 to 4 psi
369622	1/8" PTF SAE Special Short	2-1/2 to 4 psi
369602	1/8" PTF SAE Short	1 to 2 psi



INDUSTRIAL LUBRICATION FITTINGS

BREATHERS

Breathers

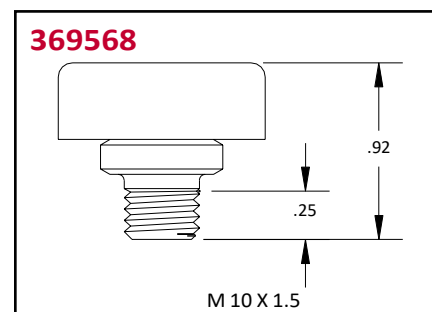
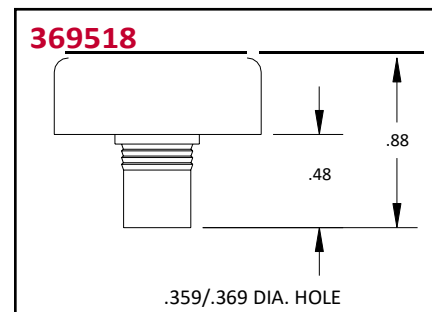
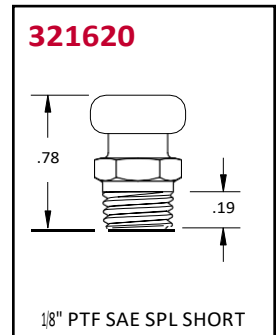
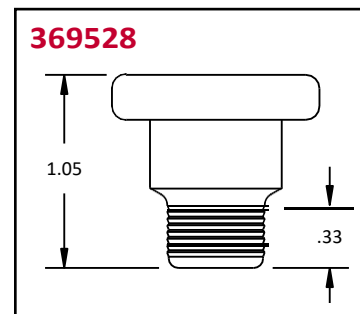
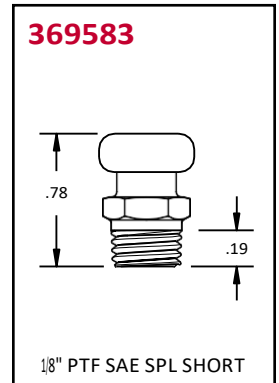
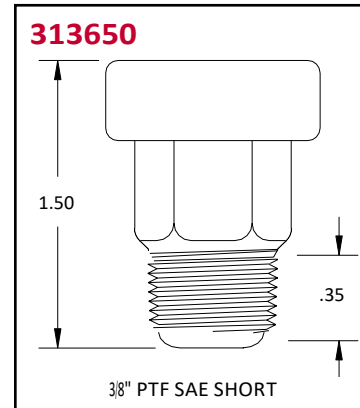
Alemite Breathers are used with transmissions, differentials, speed reducers, axles, gear housings and similar applications. The breather helps maintain proper pressure.

FEATURES:

- Exceeds 72 hour salt spray test
- Trivalent zinc plating
- No airflow restrictions
- Breathers with felt filters help reduce dirt contamination

Product #	Description	Thread
313650	Two Baffles	3/8" PTF SAE Short
369583⁽¹⁾	Corrosion Resistant	1/8" PTF SAE Short
369528	Press Fit, Two Baffles	Goes into .497/.5032 DIA hole
321620	Zinc Trivalent	1/8" PTF SAE SPL Short
369518	Double Vent	Drive 0.374±0.000-0.003 hole Use 0.36" drill or U drill
369568	M 10 x 1.5	M 10 x 1.5

⁽¹⁾ 240 hour salt spray test



SPECIALTY FITTINGS

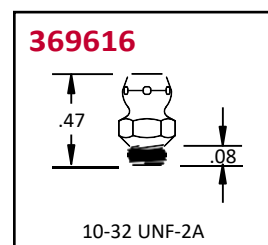
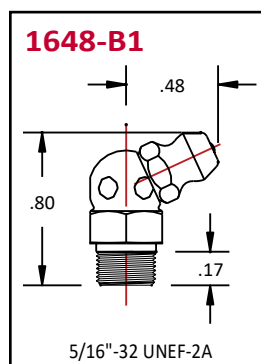
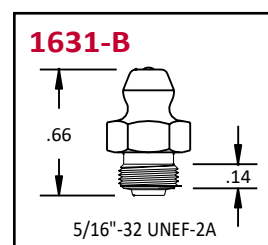
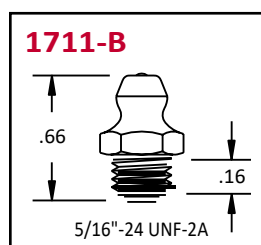
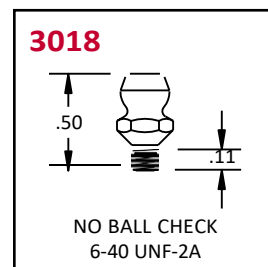
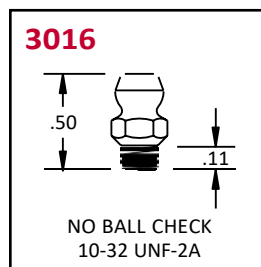
Special Thread Fittings

Alemite offers special threads and sizes for special lubrication applications. All have high pressure ball check unless noted.

FEATURES:

- Exceeds 72 hour salt spray test
- Dirt excluding check ball
- Trivalent clear zinc plating
- RoHS compliant
- 3016, 3018 and 369616 have no ball check

Product #	Thread	Type	Hex Size	Overall Length	Shank Length
3016	10-32 UNF-2A	Straight	1/4"	1/2"	1/8"
3018	6-40 UNF-2A	Straight	1/4"	1/2"	9/64"
1711-B	5/16"-24 UNF-2A	Straight	3/8"	21/32"	5/32"
1631-B	5/16"-32 UNEF-2A	Straight	3/8"	21/32"	15/64"
1648-B1	5/16"-32 UNEF-2A	65°	3/8"	51/64"	7/32"
369616	10-32 UNF-2A	Straight	1/4"	15/32"	5/64"



INDUSTRIAL LUBRICATION FITTINGS

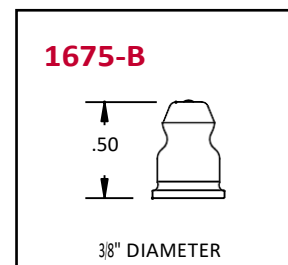
SPECIALTY FITTINGS

Rivet Fittings

Alemite Rivet Fittings are used where threaded or drive fittings are difficult to use. They are commonly used for king pin applications.

FEATURES:

- Exceeds 72 hour salt spray test
- Dirt excluding check ball
- Trivalent zinc plating
- RoHS compliant



Product #	Type	Overall Length	Fitting Diameter	Rivet Diameter
1675-B	Straight	1/2"	3/8"	5/16"

Pin Type Fittings

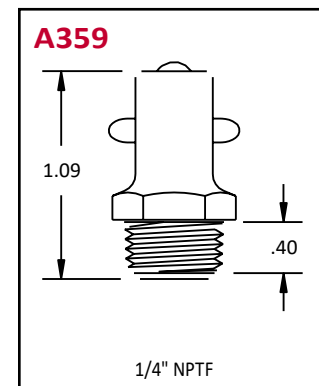
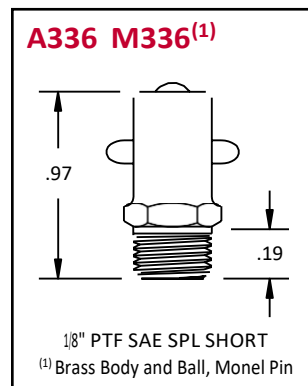
Alemite Pin Type Fittings have positive locking action on coupler and cross pin, providing a leakproof connection.

FEATURES:


- Exceeds 72 hour salt spray test
- Dirt excluding check ball
- Trivalent zinc plating
- RoHS compliant

RECOMMENDED ACCESSORIES:

- Pin Type Couplers (VB942, 50491, 51185)



Product #	Thread	Type	Hex Size	Overall Length	Shank Length
A336*	1/8" PTF	Straight	7/16"	31/32"	17/64"
A359*	1/4" NPTF	Straight	17/32"	1-3/32"	5/16"
M336*	1/8" PTF	Straight	7/16"	31/32"	17/64"

*  **WARNING** California Proposition 65: Cancer and reproductive harm. www.P65Warnings.ca.gov

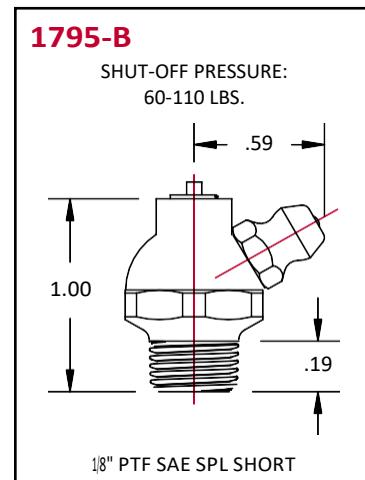
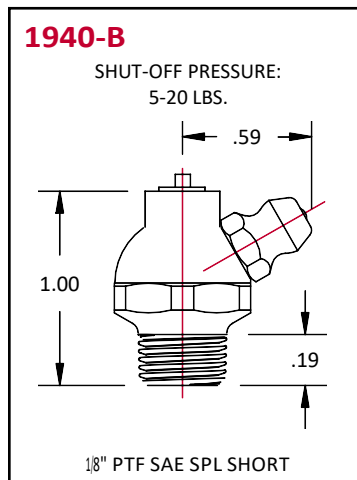
SPECIALTY FITTINGS

Hydraulic Shut Off Fittings

Alemite Hydraulic Shut Off Fittings positively shut off at specified pressure, preventing over-lubrication and damaging of bearing seals.

FEATURES:

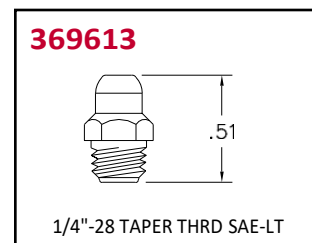
- Exceeds 72 hours salt spray test
- Dirt excluding check ball
- Trivalent zinc plating
- RoHs compliant



Product #	Type	Hex Size	Overall Length	Shank Length	Shut-off Pressure
1940-B	60°	5/8"	1"	17/64"	5-20 psi
1795-B	60°	5/8"	1"	17/64"	60-110 psi

Bullet Nose Fitting

Product #	Thread	Type	Hex Size	Overall Length
369613	1/4"-28 SAE-LT	Straight	0.28"	0.51"





INDUSTRIAL LUBRICATION FITTINGS

FITTING ASSORTMENTS

Blister Packs

Alemite Blister Packs are packaged for display or easy storage. Each pack contains 10 fittings unless otherwise noted.

Product #	Type	Hex Size	Overall Length	Shank Length	Quantity
B1610-BL	Straight	7/16"	11/16"	19/64"	10
B1611-B	30°	7/16"	29/32"	19/64"	10
B1613-B	90°	7/16"	27/32"	19/64"	10
B1627-B	Straight	9/16"	7/8"	27/64"	5
B1629-B	67.5°	9/16"	31/32"	11/32"	5
B1637-B1	45°	3/8"	13/16"	13/64"	10
B1641-B	Straight	5/16"	35/64"	3/16"	10
B1688-B	45°	7/16"	57/64"	19/64"	10
B1911-B1	90°	3/8"	3/4"	13/64"	10
B2103	Straight	9 mm	5/8"	1/4"	10
B2105	90°	10 mm	3/4"	7/32"	10
B2106	Straight	7 mm	19/32"	1/4"	10
B2108	90°	10 mm	3/4"	7/32"	10
B2109	Straight	11 mm	5/8"	1/4"	10

INDUSTRIAL LUBRICATION FITTINGS



FITTING ASSORTMENTS

Multiple Size Assortments -Standard

Alemite Standard Fitting Assortments include a selection of popular standard sized fittings.

FEATURES:

- All Purpose Fitting Assortment (2364-1) includes 2 tools for extracting fittings and rethreading holes
 - B315790 – 1/4"-28 Fitting Tool
 - B315791 – 1/8" PTF Fitting Tool

**2364-1****2365-1**

Product #	Description	1610-BL	1688-B	1613-B	1641-B	1637-B1	1911-B1	1611-B	1612-B
2398-1	Vehicle Fitting Assortment	24	12	12	24	12	12	—	—
2364-1	All Purpose Fitting Assortment	36	12	12	24	12	12	12	12
2365-1	Pocket Pack Fitting Assortment	12	6	6	12	6	6	—	—

Multiple Size Assortments - Metric

Alemite Metric Fitting Assortments include a selection of metric fittings.

**2371**

Product #	Description	2106	2107	2108	2103	2105	2109
2371	Metric Fitting Assortment	10	6	6	6	6	10

INDUSTRIAL LUBRICATION FITTINGS

FITTING ACCESSORIES

Header Blocks

Alemite Header Blocks allow hard to reach lubrication points to be connected to fittings by tubing or whip hose.

FEATURES:

- Available with or without fittings
- Configured to serve 3 or 6 lubrication points
- Includes compression fittings for 1/4" tubing



Product #	Size	Length	Inlet/Outlet Threads	Fittings
6135*	3-point	2-3/4"	1/8" NPTF(f)	1612-B
6136*	6-point	5-3/4"	1/8" NPTF(f)	1612-B
42702 ⁽¹⁾	3-point	2-3/4"	1/8" NPTF(f)	—
42703 ⁽¹⁾	6-point	5-3/4"	1/8" NPTF(f)	—

⁽¹⁾ Header block only, fittings not included.

* **WARNING** California Proposition 65:
Cancer and reproductive harm. www.P65Warnings.ca.gov

Plastic Caps

Plastic Caps protect fittings from corrosion and debris, and are available in red or white color.

Product #	Color	Quantity per Box
339630-RD	Red	100
339630-WH	White	100

45° Adapters

Alemite Adapters are used to adapt a threaded fitting to a different size opening thread.

Product #	Thread	Type	Thread (female)
310912	1/4"-28 Taper Thread (SAE-LT)(m)	45°	1/8" NPTF(f)

Tubing & Connectors

Use Alemite tubing and connectors to ensure proper fit and connections when installing remote lube points.



Product #	Description
339760	Push to lock tube fitting
339762-50	1/4" Nylon tubing 50 ft
339762-150	1/4" Nylon tubing 150 ft
339738	1/4" Steel tube fitting 1/8" NPT
339813	1/4" Steel tube fitting 1/4" NPT

Compression Tube Fitting

Product #	Size	Inlet/Outlet Thread
328303-42	1/4" tube fitting	1/8" NPTF(f)

INDUSTRIAL LUBRICATION FITTINGS



FITTING ACCESSORIES

Fitting Extensions

Alemite Fitting Extensions are used to extend fittings away from a bearing housing.

Product #	Thread	Hex Size	Effective Thread Length	Overall Length	Shank Length
43761	1/8" NPTF(f) x 1/8" NPTF(m)	1/2"	3/16"	3/4"	9/32"
43762	1/8" NPTF(f) x 1/8" NPTF(m)	1/2"	17/64"	1-1/4"	11/16"
336551	1/4"-28 Taper Thread (SAE-LT)(m) x 1/4"-28 UNF-3B(f)	—	13/64"	1-1/4"	1"



43762

Straight Adapters

Product #	Thread	Thread (M / F)	Type
327033	1/4" NPTF(m)	1/4" NPTF(m)	Straight
130552	1/4" NPTF(m)	1/2" NPTF(m)	Straight
43379	1/4" NPTF(m)	1/2"-27 Taper(m)	Straight
41729	3/8" NPTF(m)	3/8" NPTF(m)	Straight
47703	7/16"-27 UNS-2A (m)	1/2"-27 NS Taper(m)	Straight
44734	3/8" NPTF(m)	1/2"-27 Taper(m)	Straight
51888	1/2" NPTF(m)	1/2" NPTF(m)	Straight
307925	1/2" NPTF(m)	1/2"-27 NS Taper(m)	Straight
42159	1/2"-27 NS Taper(m)	1/2"-27 NS Taper(m)	Straight
43760	1/8" NPTF(m)	1/4" NPTF(f)	Straight
52797	3/8" NPTF(m)	1/2" NPTF(f)	Straight
305859	7/16"-27 UNS-2A (m)	1/8" NPTF(f)	Straight
51942	1/4"-28 Taper Thread (SAE-LT)(m)	1/8" NPTF(f)	Straight
1000-44	1/4" NPTF(m)	1/4" NPSM(f)	Straight, Swivel
1000-88	1/2" NPTF(m)	1/2" NPSM(f)	Straight, Swivel
1012-88	1/2" NPTF(f)	1/2" NPSM(f)	Straight, Swivel



305859



43760

INDUSTRIAL LUBRICATION FITTINGS

FITTING ACCESSORIES

90° Adapters

Alemite Adapters are used to adapt a threaded fitting to a different size opening thread.

Product #	Thread	Type	Thread (female)
51943	1/4"-28 Taper Thread (SAE-LT)(m)	90°	1/8" NPTF(f)
1001-44	1/4" NPTF(m)	90°, Swivel	1/4" NPSM(f)
1001-66	3/8" NPTF(m) x 3/8" NPTF(f)	90°, Swivel	3/8" NPSM(f)
1001-86	1/2" NPTF(m) x 3/8" NPTF(f)	90°, Swivel	3/8" NPSM(f)
1001-88	1/2" NPTF(m) x 1/2" NPTF(f)	90°, Swivel	1/2" NPSM(f)



Plugs

Alemite Plugs close openings where a fitting is no longer required.

Product #	Description
1480	1/8" NPTF Square Head
17831	1/8" NPTF Hex Socket
170008	1/4" NPTF Hex Socket
328224	1/4"-28 Taper Thd (SAE-LT) Hex Head
328435	1/4"-28 Taper Thd (SAE-LT) Thread Forming Hex Head



Bushings

Alemite Bushings are zinc plated to resist corrosion.

Product #	Thread (male)	Thread (female)
45120	1/4" NPTF	1/8" NPTF
A112	3/8" NPTF	1/8" NPSI
40996	3/8" NPTF	1/4" NPTF
A113	1/2" NPTF	1/8" NPSI
51891	1/2" NPTF	1/4" NPTF
131586	1/2" NPTF	3/8" NPTF
320354	1" NPTF	1/2" NPTF
338552	2" NPT	3/4" NPT



INDUSTRIAL LUBRICATION FITTINGS



FITTING ACCESSORIES

Couplers - Hydraulic

Alemite Hydraulic Couplers provide quick, positive and leakproof connection with hydraulic fittings.

Product #	Thread	Type	Length	Pressure	Other Features
6304-B	1/8" NPTF(f)	Standard	–	10,000 psi (690 bar)	Metal Seal
6304-C	1/8" NPTF(f)	Standard	–	10,000 psi (690 bar)	Metal Seal; built-in check valve
308730	1/8" NPTF(f)	Narrow	–	10,000 psi (690 bar)	Rubber Seal
308730-A	1/8" NPTF(f)	Narrow	–	10,000 psi (690 bar)	Rubber Seal; built-in check valve
B330070	1/8" NPTF(f)	Narrow	–	10,000 psi (690 bar)	Metal Seal; blister packed
B154	1/8" NPTF(f)	Narrow	–	10,000 psi (690 bar)	Rubber Seal & 4 Jaw design
322120	1/8" NPTF(f)	Narrow	–	10,000 psi (690 bar)	Rubber Seal; 90°
6509-D	1/8" NPTF(f)	Standard 360° Swivel	3-1/2"	10,000 psi (690 bar)	Metal Seal
6509-E	1/8" NPTF(f)	Narrow 360° Swivel	4"	10,000 psi (690 bar)	Rubber Seal

**6304-B****6509-D**

Couplers - Button Head

Product #	Thread	Type	Pressure	Other Features
42030	7/16"-27 NS-2(f)	Standard Pull-On	10,000 psi (690 bar)	–
42030-A	1/8" NPTF(f)	Standard Pull-On	10,000 psi (690 bar)	7/16 - 27 x 1/8" NPT(f) Threaded adapter (305859); Gasket (50679)
42031-A	1/8" NPTF(f)	Standard Push-On	10,000 psi (690 bar)	7/16 - 27(m) x 1/8" NPT(f) Threaded adapter (305859); Gasket (50679)
304300	7/16"-27 NS-2(f)	Giant Pull-On	15,000 psi (1,030 bar)	–
304300-A	1/8" NPTF(f)	Giant Pull-On	15,000 psi (1,030 bar)	7/16 - 27 x 1/8" NPT(f) Threaded adapter (305859)
319702	1/4" PTF SAE Short(f)	Giant Pull-On	15,000 psi (1,030 bar)	–
304301	7/16"-27 NS-2(f)	Giant Push-On	15,000 psi (1,030 bar)	–

**42030**

Couplers - Pin Type

Product #	Thread	Type	Pressure
VB942	1/8" NPTF(f) without wing	Pin	10,000 psi (690 bar)
50491	1/8" NPTF(m) with wing	Pin	10,000 psi (690 bar)
51185	1/8" NPTF(f) with wing	Pin	10,000 psi (690 bar)

**50491**

INDUSTRIAL LUBRICATION FITTINGS

FITTING ACCESSORIES

Couplers - Flush Type Nozzle

Product #	Thread	Type	Pressure
314150	1/8" NPTF(f)	Midget	10,000 psi (690 bar)
Z737	1/8" NPTF(f)	Standard	10,000 psi (690 bar)

Couplers - Kits

Product #	Description
398727	Standard Button Head Coupler Kit
398726	Giant Button Head Coupler Kit

Fitting Tools

Zerk-Mate fitting cleaning tools are a quick, effective way to unplug clogged grease fittings. Light viscosity oil is injected into the plugged joint, loosening grease and allowing new grease to enter, saving the time of replacing fittings and joints. Available in standard and pocket sized models. Easy out fitting tools are used to extract broken fittings, rethread holes, and install new fittings.

Product #	Description	Thread	Weight
339841	Heavy-Duty Zerk-Mate to unclog fittings	—	1.5 lb (680 g)
340004	Pocket-Sized Joint/Fitting Cleaner	—	8 oz (226 g)
B315790	Easy-out fitting tool to remove and install fittings	1/4"-28 Taper Thread	0.2 lb (90 g)
B315791	Easy-out fitting tool to remove and install fittings	1/8" NPTF	0.2 lb (90 g)



Elbow Bodies

Alemite Elbow Bodies change the angle of a fitting to be attached to a bearing.

Product #	Thread	Angle	Overall Length	Shank Length	Thread Length
43706	1/8" NPTF(f) x 1/8" PTF SAE Short(m)	90°	1-1/8"	17/32"	17/64"
43716	1/8" NPTF(f) x 1/8" PTF SAE Short(m)	45°	1"	7/16"	7/32"
44701	1/8" NPTF(f) x 1/8" PTF SAE Short(m)	90°	1"	7/16"	7/32"
43718	1/8" NPTF(f) x 1/4" PTF(m)	90°	1-3/16"	5/8"	13/32"
43748	1/4" NPTF(f) x 1/4" PTF(m)	90°	1-11/32"	19/32"	13/32"
369586	1/4"-28 Taper Thread SAE-LT(f) x 1/4"-28 UNF-2B(m)	65°	45/64"	1/5"	19/64"
369594	1/4"-28 Taper Thread SAE-LT(f) x 1/4"-28(m)	45°	45/64"	1/5"	19/64"
306722	1/8" NPTF(m) x 1/4" NPTF(m) adapter	Straight	1-3/16"	1/4" end -37/64" 1/8" end -25/64"	1/4" end -13/32" 1/8" end -17/64"
51943	1/4"-28(m) Taper x 1/8" NPTF(f)	90°	1.03"	0.22"	0.110" (minimum)

AEROSPACE FITTINGS



- Steel Fittings
- Monel
- Stainless Steel

Aerospace and military applications require absolute reliability, durability and performance. Alemite AS Fittings meet the very stringent requirements of SAE AS 35411 standards, including complete documentation and traceability certified from raw materials through production.

AEROSPACE FITTINGS



STEEL FITTINGS

Alemite Aerospace (AS) Fittings are designed specifically to meet requirements for performance and consistency which are imperative in aircraft and other critical use applications. Alemite AS Fittings meet the stringent requirements of SAE AS 35411, which include performance tests, extensive documentation and complete traceability of materials. The AS 35411 specification supersedes previous Military Specification MIL-F-3541. Look for the Alemite "AS Fitting Notch" on the neck of the fitting.

Zinc Finish



AS Part #	Alemite Part #	Supersedes MS #	NSN #	Material	Finish	Type	Thread	Boeing Part #	NAS Part#
AS15001-1P	1641-AS	MS-15001-1	4730000504203	Steel	Zinc	Straight	1/4"-28 Taper (SAE-LT)	—	—
AS15001-2P	1680-AS	MS-15001-2	4730001720001	Steel	Zinc	Straight, .97" long	1/4"-28 Taper (SAE-LT)	—	—
AS15001-3P	1637-AS	MS-15001-3	4730000504205	Steel	Zinc	45°	1/4"-28 Taper (SAE-LT)	—	—
AS15001-4P	1911-AS	MS-15001-4	4730000504207	Steel	Zinc	90°	1/4"-28 Taper (SAE-LT)	—	—
AS15002-1P	1792-AS	MS-15002-1	4730001720010	Steel	Zinc	Straight	1/4"-28 Taper UNF-2A	—	—
AS15002-3P	1770-AS	MS-15002-3	4730001720015	Steel	Zinc	45°	1/4"-28 Taper UNF-2A	—	—
AS15003-1P	1610-AS	MS-15003-1	4730000504208	Steel	Zinc	Straight, .69" long	1/8"-PTF-SAE Special Short	—	—
AS15003-2P	1607-AS	MS-15003-2	4730001720022	Steel	Zinc	Straight, 1.25" long	1/8"-PTF-SAE Special Short	—	—
AS15003-3P	1611-AS	MS-15003-3	4730001720025	Steel	Zinc	30°	1/8"-PTF-SAE Special Short	—	—
AS15003-4P	1688-AS	MS-15003-4	4730001720028	Steel	Zinc	45°	1/8"-PTF-SAE Special Short	—	—
AS15003-5P	1612-AS	MS-15003-5	4730001720031	Steel	Zinc	65°	1/8"-PTF-SAE Special Short	—	—
AS15003-6P	1613-AS	MS-15003-6	4730001720034	Steel	Zinc	90°	1/8"-PTF-SAE Special Short	—	—
AS15006-1P	1650-AS	MS-15006-1	4730001730049	Steel	Zinc	Straight Leak Proof	1/8"-PTF-SAE Short	—	—
AS15006-2P	1692-AS	MS-15006-2	4730001730052	Steel	Zinc	30° Leak Proof	1/8"-NPTF	—	—
AS15006-4P	1693-AS	MS-15006-4	4730001730058	Steel	Zinc	90° Leak Proof	1/8"-NPTF	—	—



AEROSPACE FITTINGS

STEEL FITTINGS

Zinc Nickel Finish

AS Part #	Alemite Part #	Supersedes MS #	NSN #	Material	Finish	Type	Thread	Boeing Part #	NAS Part#
AS15001-1U	1641-AS1	—	—	Steel	Zinc Nickel	Straight	1/4"-28 Taper (SAE-LT)	BACF19F-1LZ	—
—	1984-AS1	—	—	Steel	Zinc Nickel	Straight	1/4"-28 Taper (SAE-LT)	BACF19F-1Z	—
AS15001-2U	1680-AS1	—	—	Steel	Zinc Nickel	Straight, .97" long	1/4"-28 Taper (SAE-LT)	BACF19F-2LZ/2Z	—
AS15001-3U	1637-AS1	—	—	Steel	Zinc Nickel	45°	1/4"-SAE-LT Taper	BACF19F-3LZ/3Z	—
AS15001-4U	1911-AS1	—	—	Steel	Zinc Nickel	90°	28 Taper (SAE-LT)	BACF19F-4LZ BACF19F-4Z	—
AS15002-1U	1792-AS1	—	—	Steel	Zinc Nickel	Straight	1/4"-28 (UNF-2A)	—	—

AEROSPACE FITTINGS



MONEL

Bright Dipped

AS Part #	Alemite Part #	Supersedes MS #	NSN #	Material	Finish	Type	Thread	Boeing Part #	NAS Part#
AS15004-1	1966-AS3	MS-15004-1	4730001720040	Monel	Bright Dip	Straight	1/4"-28 Taper (SAE-LT)	BACF19G-1L	—
AS15004-2	1968-AS3	MS-15004-2	4730001720041	Monel	Bright Dip	45°	1/4"-28 Taper (SAE-LT)	BACF19G-2L & BACF19G-2	—
AS15004-3	1969-AS3	MS-15004-3	4730001720042	Monel	Bright Dip	90°	1/4"-28 Taper (SAE-LT)	BACF19G-3L & BACF19G-3	—
AS15005-1	1961-AS3	MS-15005-1	4730001720043	Monel	Bright Dip	Straight	1/8"-PTF-SAE Special Extra Short	—	—
AS15005-3	1921-AS3	MS-15005-3	4730001720045	Monel	Bright Dip	30°	1/8"-PTF-SAE Special Short	—	—
AS15005-4	1922-AS3	MS-15005-4	4730001720046	Monel	Bright Dip	65°	1/8"-PTF-SAE Special Short	—	—
AS15005-5	1923-AS3	MS-15005-5	4730001720047	Monel	Bright Dip	90°	1/8"-PTF-SAE Special Short	—	—



AEROSPACE FITTINGS

STAINLESS STEEL

Passivated Finish

AS Part #	Alemite Part #	Supersedes MS #	NSN #	Material	Finish	Type	Thread	Boeing Part #	NAS Part#
AS15720-1	1966-AS2	MS-15720-1	—	303 SS	Passivated	Straight	1/4"-28 Taper (SAE-LT)	—	—
AS15720-2	1968-AS2	MS-15720-2	—	304 SS	Passivated	45°	1/4"-28 Taper (SAE-LT)	—	—
AS15720-3	1969-AS2	MS-15720-3	—	305 SS	Passivated	90°	1/4"-28 Taper (SAE-LT)	—	—
AS15721-1	1961-AS2	MS-15721-1	4730009725789	306 SS	Passivated	Straight	1/8"-PTF-SAE Special Extra Short	—	—
AS15721-3	1921-AS2	MS-15721-3	—	307 SS	Passivated	30°	1/8"-PTF-SAE Special Short	—	—
AS15721-4	1922-AS2	MS-15721-4	—	308 SS	Passivated	65°	1/8"-PTF-SAE Special Short	—	—
AS15721-5	1923-AS2	MS-15721-5	4730002013243	309 SS	Passivated	90°	1/8"-PTF-SAE Special Short	—	—



FLUID MANAGEMENT SYSTEMS



- AFCS Enterprise
- Fluid Guard 2
- RFC Wireless FCS
- Alemite FCS

Alemite fluid management systems provide flexible, cost-effective options to improve dispensing and inventory management for vehicle service applications. With a range of solutions from simple to advanced, these systems are available in models to suit various shop operations.

FLUID MANAGEMENT SYSTEMS



AFCS ENTERPRISE FLUID INVENTORY CONTROL SYSTEM

The Alemite AFCS Enterprise fluid inventory control management system and software are designed to accurately track, monitor and dispense fluids in vehicle service applications. This fluid management system utilizes a standard Internet browser to access the software and provides a significant savings by operating up to 50 sites with one server installation.

AFCS Enterprise

Alemite's versatile AFCS Enterprise can adapt to any vehicle service location. Based on an Ethernet network, the system enables fast, easy and 100 percent reliable communication, which is essential when the control system interfaces with a dealer management system. Network connections are easy; simply connect the controller with a Cat 5 or Cat 6 Ethernet cable.

For a stand-alone system, the AFCS Enterprise controller can be wired on its own network; separate from the site's existing network. This facilitates simple deployment and avoids any security concerns.

For a more advanced setup, each AFCS Enterprise controller can be connected over an existing network. The controller has a unique MAC address and IP address that allow the unit to route information over an existing network to the PC running the system. The unit comes preconfigured with a static IP address but can be used in dynamic IP mode if running a DHCP server. This method can save on wiring costs and can help a site maintain complete control of its components.



343530

Alemite AFCS Enterprise software is used with AFCS Enterprise hardware to accurately track, monitor and dispense fluids using your Enterprise dealer management system. The AFCS fluid management system utilizes a standard Internet browser to access the software and can operate up to 50 sites with one server installation, which can provide significant savings.

AFCS Enterprise Software and Support

Product #	Description
343534	Technical Service Remote Install Support – Distributor/hardware installer must be on-site to test and confirm configuration.
343535	On-site Installation Support – Two days of installation support on-site by SKF team. Distributor/hardware installer must be on-site in case any hardware installation issues occur.
343589	AssetWorks FA Interface
343590	AssetWorks M5 Interface
343586	CDK Interface with 1 year of service and install
343587	CDK software maintenance (per year)
343591	Procede Interface
343434	TMW Interface



AFCS FLUID INVENTORY CONTROL SYSTEM

AFCS Enterprise Hardware and Components

Product #	Description
343530	AFCS Enterprise Controller – Includes 6 pulse inputs, 6 level inputs, and 6 fluid outputs; Has touch screen LCD for configuration; Provides 1 Ethernet switch to connect to network; Works on 110 or 220 AC power
343531	AFCS Enterprise Ethernet Switch Kit – Kit for the AFCS Enterprise controller; Adds 4 additional Ethernet ports when daisy chaining network controllers; Not to be used to daisy chain more than 10 units together
343537	Enterprise Software for 1 site – USB storage drive that includes all the software to install on server/PC
343539	Combo Unit – Includes solenoid, pulse meter, and 150-micron filter
343408	Combo Unit Install Kit – Includes (2) 90-degree swivel elbows and (1) ½" ID x 2 ft (61 cm) hose
343533-100	Combo Unit Cable – 100 ft (30 m)
343533-250	Combo Unit Cable – 250 ft (76 m)
343533-500	Combo Unit Cable – 500 ft (152 m)
343546	LED Ready Light Assembly – Wires into the combo unit and mounts via a magnet backing
343545	Air Solenoid – ¾" NPT
343542	Air Solenoid – ½" NPT
343543	Air Solenoid – 3/8" NPT
343544	Air Solenoid – 1/4" NPT
338315	Solenoid Valve for Petroleum-Based and Aqueous Fluids – ½" NPTF(f) inlet/outlet, includes manual override and screen
339005	Pulse Meter for Petroleum-Based Fluids – ½" NPTF(f) inlet/outlet
340080	Pulse Meter for Aqueous Fluids – ½" NPTF(f) inlet/outlet
343191	Solenoid Valve for Diesel Exhaust Fluid (DEF) – ½" BSPP inlet/outlet
343192	Pulse Meter for Diesel Exhaust Fluid (DEF) – ½" BSPP inlet/outlet
343067	High-Capacity Solenoid Valve – 1" NPTF(f) inlet/outlet 30 gpm (115 lpm)
343068	High-Capacity Pulse Meter – 1" NPTF(f) inlet/outlet 30 gpm (115 lpm)
343025	Solenoid Valve Connector – With 3 ft (91 cm) pigtail
343540	Tank Level Probe – For tanks 8" (20 cm) - 86" (220 cm); uses 3/4" or 2" NPT bung. 49' (15 m) cable included
339277-1	Pressure Relief Valve – 900 psi (62 bar) max pressure
339277-2	Pressure Relief Valve – 1400 psi (96 bar) max pressure
339276	Pressure Relief Valve Installation Kit – Includes 3 ft (91 cm) connecting hose and (2) tee-reducing branches
317813-2	Medium-Pressure Hose for Oil, Gear Lube & Antifreeze – Needed on some retrofits from reel to combo unit, 2 ft (61 cm)
321206	Low-Level Cutoff for Downtubes – Recommended to prohibit air from getting into line

FLUID MANAGEMENT SYSTEMS



FLUID GUARD 2

Alemite's Fluid Guard 2 fluid management system is simple to install and easy to operate. Developed for vehicle maintenance applications, this system can dispense engine oil, transmission fluid, washer fluid, antifreeze and diesel exhaust fluid.

Fluid Guard 2

The Fluid Guard 2 controls one fluid to twelve hose reels or two fluids to six hose reels each. Its touchscreen LCD recalls the last three entries and allows the operator to set three favorites for a total of six values that are displayed automatically. Also, the operator can enter specific values for each dispense.

The system requires a pulse meter per fluid at the tank and a fluid solenoid per hose reel or dispense station. One hose can be activated at a time. As a safety feature, an optional air solenoid can be added so that the pump pressure will not push fluid unless the system is activated. This minimizes fluid spills in the event of a hose rupture.



343596

Product #	Description
343596	Fluid Guard 2 Control Unit
339006	Air Solenoid Valve
338315	Solenoid Valve for Petroleum-Based and Aqueous Fluids
339005	Pulse Meter for Petroleum-Based Fluids
340080	Pulse Meter for Aqueous Fluids
343191	Solenoid Valve for Diesel Exhaust Fluid (DEF)
343192	Pulse Meter for Diesel Exhaust Fluid (DEF)
343067	High-Capacity Solenoid Valve
343068	High-Capacity Pulse Meter
339318	Station Ready Light, 24V DC power
339277-1	Pressure Relief Valve, 900 psi (62 bar) max pressure
339277-2	Pressure Relief Valve, 1,400 psi (96 bar) max pressure
339276	Pressure Relief Valve Installation Kit
339007	Junction Box

FLUID MANAGEMENT SYSTEMS

RFC PLUS WIRELESS FLUID INVENTORY CONTROL SYSTEM

Alemite's wireless fluid inventory management systems complement the AFCS Enterprise and Fluid Guard 2 systems. The RFC Plus is for larger shops that need a totally wireless meter, PC reporting and control, and have more dispense points. The meters and keypads utilize a 2.4 GHz mesh network which limits communication problems with other equipment in the facility. All dispenses with the meter are reported and tracked.

The RFC Plus system consists of three core components: wireless meter, dispense keypad, and master keypad. The system has one master keypad, up to 36 dispense keypads, and 250 meters.

FEATURES:

- Manage up to 16 fluids and 99 simultaneous dispense locations with a single system
- Simple installation
 - Attach dispense valves to the hoses
 - Plug the keypads into a standard 120V AC outlet
 - Plug master keypad into a PC
- PC interface for enhanced capabilities and logical network setup
- Mount up to 36 dispense keypads in bays to maximize productivity
- Unlimited job stacking allows technicians to select preloaded repair orders
- Assign special work order number for dedicated oil change bays allowing monitored after-hours fluid dispensing
- Totally wireless communication directly between keypads and dispense valves
- Field replaceable AA batteries in meters
- 250 unique operation IDs and PIN numbers
- Each dispense keypad supports up to 24 meters for a total of 250 meters
- Uses direct sequence spread spectrum 2.4 GHz RF technology to prevent communication problems with other facility equipment
- Dispenses in pints, quarts, gallons or liters
- Control of portable fluid tanks
- Antenna extension kit allows keypad antenna to be mounted in location up to 30 feet (9 meters) from keypad to eliminate potential obstructions



343314

Product #	Description
343314	RFC Plus master keypad – 2.4 GHz unit used to bridge the connection between the PC and dispense keypad(s) which includes the PC software
343312	RFC Plus dispense keypad – 2.4 GHz unit used by technicians to initiate the dispense
3580-B	2.4 GHz wireless meter with flexible extension
3580-A	2.4 GHz wireless meter with rigid extension
393810-11	30 ft (9 m) Antenna extension kit

FLUID MANAGEMENT SYSTEMS



RFC WIRELESS FLUID INVENTORY CONTROL SYSTEM

The RFC system is a basic system consisting of meters and a keypad. The system has one centralized keypad that supports 30 meters and has an internal ticket printer.

FEATURES:

- Totally wireless communication between keypad and dispense valve
- Simple installation
 - Attach dispense valves to hoses
 - Plug the keypad into a standard 120V AC outlet
 - Plug master keypad into a PC
- Supervisor and operator levels of security let you decide who can use, program and monitor the system
- Manage up to eight fluids and 30 simultaneous dispense meters with a single system
- Built-in ticket printer delivers a written record for each transaction
- 49 unique operation IDs and PIN numbers
- Uses direct sequences spread spectrum 2.4 GHz RF technology to prevent communication problems with other equipment in the facility
- Dispenses in pints, quarts, gallons or liters
- Field replaceable AA batteries in meters
- Control of portable fluid tanks
- Antenna extension kit allows keypad antenna to be mounted in locations up to 30 feet (9 meters) from keypad to eliminate potential obstructions



343313

3580-A

Product #	Description
343313	RFC Plus standalone keypad with ticket printer, does not use a PC – 2.4 GHz unit used to bridge the connection between the PC and dispense keypad(s) which includes the PC software
3580-B	2.4 GHz wireless meter with flexible extension for all fluid types
3580-A	2.4 GHz wireless meter with rigid extension for all fluid types; good for antifreeze mixture
393810-11	30 ft (9 m) Antenna extension kit

FLUID MANAGEMENT SYSTEMS

ALEMITE FCS

Alemite FCS Fluid Management Systems provide simple and cost effective fluid use management and reporting. Simple user keypad interface controls solenoid valves, which allow dispensing of fluids. Meters mounted in line with each hose reel provide data to the control system.

Alemite FCS is designed for use in automotive service, lube truck, and other applications requiring accurate monitoring and reporting of fluid use.

FEATURES:

- Easy installation
- Plug and play wiring
- Single unit contains controls and power supply
- Unit never needs opening to install
- Easy meter calibration
- PLC accommodates 6 pulse meters/12 reels, with up to 6 simultaneous operations
- Inventory monitoring of up to 6 different fluids and 1 waste tank
- PIN code security and touch key options
- 2 levels of security if desired – operator and manager
- Displays low tank level warnings; warning and stop levels are customizable
- Free flow or preset metering options
- Dispenses and totalizes in pints, quarts, gallons or liters. Each dispensing point can be programmed independently
- Large display for easy visibility
- Stand alone system – no PC required
- 1,000 transaction storage capacity – searchable by date, user or oil type
- Can be used with or without printer
- Integrated printer option



343000

Product #	Description
343000	Alemite FCS unit without printer
343000-1	Alemite FCS unit with built in printer

FLUID MANAGEMENT SYSTEMS



ALEMITE FCS

Alemite FCS Accessories

**339005****339006****338315****339277-1**

Product #	Description
339005	Pulse Meter for Petroleum-Based Fluids – ½" NPTF(f) inlet/outlet
340080	Pulse Meter for Aqueous Fluids – ½" NPTF(f) inlet/outlet
339006	Air Solenoid Valve – ½" NPTF(f) inlet/outlet
338315	Solenoid Valve for Petroleum-Based and Aqueous Fluids – ½" NPTF(f) inlet/outlet, includes manual override and screen
338978	Solenoid Valve for Petroleum-Based and Aqueous Fluids – ½" NPTF(f) inlet/outlet
339317	Air Solenoid Valve – 3/8" NPTF(f) inlet/outlet
343025	Solenoid Valve Connector – With 3 ft (91 cm) pigtail
339277-1	Pressure Relief Valve – 900 psi (62 bar) max pressure
339277-2	Pressure Relief Valve – 1400 psi (96 bar) max pressure
339672-1	External Printer – requires printer adapter cable (343027)
343027	Printer Adapter Cable – 30 ft (9 m)
339318	Station Ready Light, 24V DC power
339007	Junction Box
339276	Pressure Relief Valve Installation Kit – Includes 3 ft (91 cm) connecting hose and (2) tee-reducing branches
343030-25	25 ft (7.6 m) Cable – FCS plug on one end; bare leads on other end
343030-50	50 ft (15.2 m) Cable – FCS plug on one end; bare leads on other end
343030-100	100 ft (30.5 m) Cable – FCS plug on one end; bare leads on other end
343030-250	250 ft (76.2 m) Cable – FCS plug on one end; bare leads on other end
343030-500	500 ft (152.4 m) Cable – FCS plug on one end; bare leads on other end
343067	High-Capacity Solenoid Valve – 1" NPTF(f) inlet/outlet 30 gpm (115 lpm)
343192	Pulse Meter for Diesel Exhaust Fluid (DEF) – ½" BSPP inlet/outlet
343068	High-Capacity Pulse Meter – 1" NPTF(f) inlet/outlet 30 gpm (115 lpm)
343191	Solenoid Valve for Diesel Exhaust Fluid (DEF) – ½" BSPP inlet/outlet



FLUID HANDLING EQUIPMENT



- Drains
- Extractors
- Dispensers
- Diaphragm Pumps
- Accessories

Constructed of high grade materials, Alemite Fluid Handling Equipment provides efficient, cost effective solutions to remove and store used fluids, and to dispense fresh oil. Their safe and dependable operation contribute to a clean, efficient operating environment.

LOW-PROFILE DRAIN

Designed for use with trucks and recreational vehicles, Alemite's Low-Profile Truck Drain collects fluid without the need for a lift or jack. This simple-to-use drain quickly and easily rolls under the vehicle to catch fluids such as engine coolant, transmission coolant, transmission fluid and engine oil.

Low-Profile Truck Drain (8597)

FEATURES:

- 20 gallon (75 liter) capacity
- Durable, welded construction
- Low-profile design fits underneath vehicles
- Internal baffles and 2 inch lip reduce splashing
- Removable metal screen keeps out parts and debris
- Three-wheel design for easy handling
- Solid wheels are sized for maneuverability on uneven shop floors
- Extended T-handle for convenient movement
- Two ¾" NPT drain ports; one for evacuation by gravity and one for evacuation by external pump



8597

COMBINATION DRAIN/EVACUATOR

Alemite's Used Fluid Combination Drain/Evacuator is designed to provide operators with the option of collecting fluids by gravity from lift-mounted vehicles or by evacuation directly from fluid reservoirs or through a dipstick tube.

Used Fluid Combo Drain/Evacuator (8580*)

FEATURES:

- 25 gallon welded-steel tank supported by heavy-duty 4 in. swivel casters and 6 in. fixed-axle wheels
- 15" offset funnel
- 6 foot nylon-reinforced evacuation hose
- Powerful, compressed-air-operated venturi vacuum
- Six evacuation wands of varying types and dipstick tube adapters for Mercedes, BMW and VW
- Built-in fluid level sight gauge
- Convenient tool tray for storing tools and drain plugs
- Tank-mounted clip and handle hook to secure discharge and evacuation hoses



8580

* **WARNING**

California Proposition 65:
Cancer and reproductive harm. www.P65Warnings.ca.gov



FLUID HANDLING EQUIPMENT

DRAINS

Alemite Drains are designed to safely capture used product and transfer the fluids to storage containers.

Pressurized Portable Drain (8587-1*)

FEATURES:

- 24 gallon wheel mounted tank
- 23" swivel mounted bowl
- Built in evacuation hose
- Gauge indicates when tank is full
- High quality steel construction
- Recommended accessory – 1/4" Air Regulator with Gauge (7604-B)

**8587-1**

***WARNING**

California Proposition 65:
Cancer and reproductive harm.
www.P65Warnings.ca.gov

**8592**

Pump-Assist Portable Drain (8592)

FEATURES:

- 26 gallon high-strength polyethylene reservoir
- 18" diameter offset bowl with removable filter screen
- Integrated recesses for tool and used filter storage
- Mounted on two 4" swivel casters and two 10" fixed-axle wheels
- Built-in fluid level sight gauge
- 3/4" male camlock connector extends from top for connection to external pump system

Portable Drain (8586)

FEATURES:

- Mounts directly to a 16 gallon drum (338550, not included)
- Cover mounted drain with telescoping tube, and built in 3/4" cam lock adapter
- Suction tube for evacuation, including screen to prevent large articles from contaminating pump
- Float gauge indicates when drum is full
- Sturdy steel dolly

**8586**

Portable Drain with Drum (8586-A)

FEATURES:

- Mounts directly to a 16 gallon drum (included)
- Cover mounted drain with telescoping tube, and built in 3/4" cam lock adapter
- Suction tube for evacuation, including screen to prevent large articles from contaminating pump
- Float gauge indicates when drum is full
- Sturdy steel dolly

**8586-A**

EXTRACTORS

Alemite's Portable Oil Extractor provides a safe, economical way to empty fluids from engine crankcases using air pressure.

Portable Oil Extractor (8588)**FEATURES:**

- Large 24 gallon wheel mounted tank reduces trips to waste container
- Pressure relief valve to prevent over pressurization
- 6 suction wands with convenient storage caddy
- Recommended accessory – 1/4" Air Regulator with Gauge (7604-B)

**8588****DISPENSERS**

Alemite's Pressurized Oil Dispensers safely and conveniently deliver oil to engine crankcases, transmissions and differentials.

Pressurized Oil Dispenser**Pressurized Oil Dispenser (8589 *)****Pressurized Oil Dispenser with Meter (8589-A)****FEATURES:**

- 17 gallon tank
- 79" clear dispensing hose
- Valve, air pressure gauge, pressure relief valve and fluid level gauge
- Recommended accessory – 1/4" Air Regulator with Gauge (7604-B)
- Meter (3671-B) included for Product 8589-A Only.

**8589-A***** WARNING**

California Proposition 65:
Cancer and reproductive harm. www.P65Warnings.ca.gov

FLUID HANDLING EQUIPMENT

DIAPHRAGM PUMPS

Evacuation Kits

Alemite offers three new diaphragm pump systems to evacuate fluids from portable used fluid drains and collection equipment and transfer it to remote storage containers. The kits are ideal for use in automotive service and fleet maintenance shops where used fluids such as motor oil, transmission fluid and coolant are commonly changed. Each system features an air-operated, double-diaphragm pump, all recommended air supply, fluid extraction and fluid discharge fittings, components and accessories. An optional wall-mount bracket also is available.

FEATURES:

- Corrosion-resistant aluminum
- Kit includes fittings, valves, hoses and other components required for compressed air connection, fluid collection and discharge
- Cam-lock-style connection adapts to virtually any type of drain



8595-A

Product #	Description	Pump	Discharge Hose	Suction Hose Connection	Air Inlet
8595-A	Evacuation Kit (1") with non-UL-listed pump	8323	3/4" NPTF(m)	3/4" Cam-lock (f)	3/8" NPTF
8595-B	Evacuation Kit (1") with UL-listed pump	8325	3/4" NPTF(m)	3/4" Cam-lock (f)	3/8" NPTF
8595-C	Evacuation Kit (1/2") with non-UL-listed pump	8322-A	3/4" NPTF(m)	3/4" Cam-lock (f)	1/4" NPTF

Optional Components

Though the kits include all items necessary for a typical installation, components may be required to adapt the systems to specific applications and are available from Alemite by separate purchase.

Product #	Description
343261	Cam-lock Connector with 3/4" NPTF(f) Thread
343262	Cam-lock Connector with 3/4" NPTF(m) Thread
343274	3/4" Check Valve
338564 *	3/4" Ball Valve
343283	Mounting Bracket (Pump)



343261



343262



343283



343274



338564

* **WARNING** California Proposition 65: Cancer and reproductive harm.
www.P65Warnings.ca.gov

ACCESSORIES

Drums

Waste Oil Drum (338550)

FEATURES:

- 16 gallon capacity
- 2" NPTF opening on top and side of container
- For use with Alemite Portable Drain (8586)

Tank Overfill Alarms

Tank Sentry (340078)

The Alemite Tank Sentry is a valve used to prevent used oil spills due to overfilling storage tanks. Operating air to the evacuation pump passes through the valve. When the storage tank is full, a float on the valve rises and air supply to the pump is stopped.



Wands and Hoses

Suction Wand Kit (338557)

FEATURES:

- (4) 15" flexible wands (3/16", 1/4", 3/8", 1/2")
- Use with Alemite Portable Oil Extractor (8588)

Evacuation Hose Kits (338554 *)

FEATURES:

- 3/4" x 6 ft hose
- Ball valve cam lock
- Use with Alemite Portable Drains (8586, 8586-A)

Strainers

3/4" NPT Strainer (338685)

1" NPT Strainer (339683)

Alemite Strainers may be used with any Alemite drain, to help prevent contamination of evacuation pumps.

4-Way Evacuation Valves

Alemite 4-Way Evacuation Valves simplify extraction and discharge of waste oil fluid, hydraulic, gear and engine oil and automatic transmission fluid.



1" Evacuation Valve (340289-1 *)

FEATURES:

- 5.5" x 5.5" x 4.6"
- 1" NPT connection
- 200 psi operating pressure
- Weight, 6.6 Lb.

1-1/2" Evacuation Valve (340289-2 *)

FEATURES:

- 5.5" x 5.5" x 4.6"
- 1-1/2" NPT connection
- 200 psi operating pressure
- Weight, 6.6 lb.

2" Evacuation Valve (340289-3)

FEATURES:

- 6" x 6" x 4.6"
- 2" NPT connection
- 200 psi operating pressure
- Weight, 7.8 lb.

* **WARNING**

California Proposition 65:
Cancer and reproductive harm. www.P65Warnings.ca.gov



DIESEL FUEL & DIESEL EXHAUST FLUID



- DEF Pump Systems
- DEF Diaphragm Pumps
- DEF Hose Reel
- DEF Accessories
- Diesel Fuel Transfer Pump

Alemite offers a Diesel Exhaust Fluid (DEF) Dispensing System for shops servicing heavy-duty diesel vehicles. Engineered for efficiency and reliability, Alemite's DEF pump systems and reels provide superior performance and long service life at an affordable price. Alemite has also added a fuel transfer pump to quickly transfer diesel, kerosene or mineral spirits.



DEF PUMP SYSTEMS

Alemite’s line of systems and equipment for diesel exhaust fluid (DEF) includes 1/3 hp DEF Pump System, 110-120 V AC Centrifugal Pumps and 12 V DC Pumps for closed drums and totes, Pneumatic and Electric Pumps for standard 2 in. (5.1 cm) bung containers, 1/2 in. (12.7 mm) Air-Operated Diaphragm Pumps and accessories.

Electric Pump Systems for Drums & Totes

FEATURES:

- Self priming; easy set up and start up, minimizing chance of operator error
- High operating efficiency; up to 7 gpm (26.5 lpm) fill rate, quickly servicing each vehicle
- Lightweight ergonomic design
- Built-in handle, quickly change empty drum/tote with minimal effort
- High quality components
- Reliability and long service life in the heavy duty shop

INCLUDED ITEMS (343183 and 343185):

- Nozzle - Stainless Steel; Auto shut off
- Delivery Hose - 20 ft (6.1 m) x 3/4" (19.1 mm)
- Suction Hose - 18" (45.7 cm) x 3/4" (19.1 mm) ID with 343183
- Suction Hose - 36" (91.4 cm) x 3/4" (19.1 mm) ID with 343185
- Mounting Plate - Stainless Steel (SS) with integrated nozzle holder



343183

Product #	HP	Voltage	Watts	Drum ⁽¹⁾	Tote ⁽¹⁾	Flow rate	Mobile cart
343183	1/3	115/60	600	55 gallon (208 liter)	275/330	up to 7 gpm (26.5 lpm)	N
343185	1/3	115/60	600	55 gallon (208 liter)	275/330	up to 7 gpm (26.5 lpm)	Y

⁽¹⁾ Not included in package


DIESEL FUEL & DIESEL EXHAUST FLUID

DEF PUMP SYSTEMS

110-120 V AC Pump Systems

FEATURES:

- “Smart Start” technology turns pump on/off with DEF flow demand
- CSA, UL listed
- Stainless Steel pump body
- Outstanding suction capability/self priming
- Thermal and current overload protection
- 20 ft (6.1 m) delivery hose with stainless steel nozzle
- Suction hose


343109

343111

343138

Product #	Description
343109	Centrifugal pump package for 55 gallon (208 liter) drum - smart start
343110	Centrifugal pump package for 275 - 330 gallon (1,040 - 1,247 liter) tote - manual start
343111	Centrifugal pump package for 275 - 330 gallon (1,040 - 1,247 liter) tote - smart start
343138	Centrifugal pump package for 55 gallon (208 liter) drum - smart start - drum cart
8422	Bare centrifugal pump - smart start
8430	Bare pump

DEF PUMP SYSTEMS

12 V DC Pump Systems

FEATURES:

- Ideal for mobile mounting and power by vehicle electric power supply
- 20 ft (6.1 m) delivery hose with stainless steel nozzle



343102

Product #	Description
343101	12 V DC Pump Package for 55 gallon (208 liter) drums
343102	12 V DC Pump Package for totes
343139	12 V DC Pump Package for 55 gallon (208 liter) drums
8423	Bare 12 V DC Pump

IMPORTANT

Meters and closed system couplers sold separately (see Accessories on page 157).
Drums and totes not included, furnished by DEF supplier.

DEF DIAPHRAGM PUMPS

Air Operated Diaphragm Pump (8322-C)

Alemite's Standard 1/2" (12.7 mm) Polypropylene / Polytetrafluoroethylene (PTFE) Air Operated Diaphragm Pump can be used for installed systems to service overhead reels.

FEATURES:

- 1/2" NPT fluid inlet / outlet
- 1/4" NPT air inlet
- 14 gpm free delivery
- Materials meet ISO / DIN standards for dispensing DEF



RELATED ACCESSORIES:

- Universal Diaphragm Pump Bracket (343172)

IMPORTANT

Meters sold separately (see Accessories on page 157).



DIESEL FUEL & DIESEL EXHAUST FLUID

DIESEL FUEL TRANSFER PUMP

Alemite has added the durable Model 3400 Fuel Transfer Pump to its line of quality pumps. This versatile pump is designed for use in agricultural, construction, fleet and other mobile applications. The 12 V DC Model 3400 quickly transfers fluid from mobile or stationary fuel tanks to vehicles and equipment at a flow rate of 15 gallons (57 liters) per minute.

Fuel Transfer Pump

FEATURES:

- Self-priming pump with overload protection
- 30 minute duty cycle
- Standard 2" NPT bung fits most tanks and barrels
- Cast-iron pump with low-friction composite polymer vanes
- Built-in cylinder strainer
- Compatible with diesel, kerosene, and mineral spirits (Not for use with gasoline)

INCLUDED ITEMS:

- 13 ft (4 m) heavy duty anti-static hose
- No spark, aluminum dispensing nozzle
- High-flow 1" (25.4 mm) inlet and outlet pump
- 18 ft (5.5 m) heavy gauge cable with durable battery clamps
- Unique three piece telescoping down tube
- 360 degree locking bung
- Heavy duty switch that is padlocked compatible

RELATED PRODUCTS:

- Filter kit (34850)
- Filter head (34851)
- Spin-on cartridge filter (34852)

**3400****34852****34851**

Product #	Flow Rate	Voltage	Inlet	Outlet	Power Cord	Hose	Duty Cycle
3400	15 gpm (56.7 lpm)	12 V DC	1" NPT	1" NPT	18 ft (5.5 m)	13 ft x 3/4" (4 m x 19 mm)	30 minute

IMPORTANT

Not for use with gasoline.

DEF HOSE REEL

Alemite's heavy duty hose reels deliver Diesel Exhaust Fluid (AUS32, Aqueous Urea Solution) in two reel capacities - 30 - 50 ft (9.1 - 15.2 m). Specifically designed for DEF systems, the reels are engineered to perform better, last longer and are safer to maintain and operate. Reels can be mounted overhead, on a wall, floor or tank.

Hose Reel

FEATURES:

- Temperature range: -15 to 250 °F (-26 to 151 °C)
- Easily adjustable guide arm
- Spring powered and self-retracting
- Ratchet type latch
- Gasket-sealed spring case
- Durable powder coat finish
- Balanced-pressure swivel
- Stainless steel shaft and swivel sealed with Viton® o-rings
- Heavy-gauge steel construction
- Adjustable hose stop

INCLUDED ITEMS

- Delivery Hose
- Hose Stop

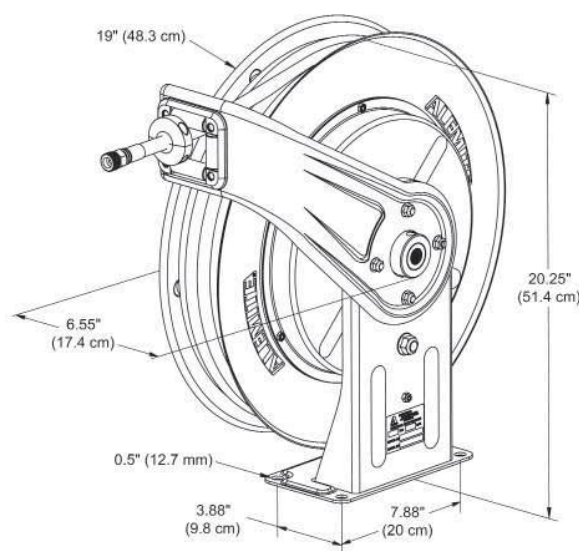
RELATED PRODUCTS AND ACCESSORIES:

- 2 ft. (0.6 m) connecting DEF Hose (343143-2)
- Stainless Steel 1/2" (13 mm) BSPP female x 3/4" (19.1 mm) BSPP male adapter (343196)
- 30 ft. (9 m) DEF Hose Assembly (393539-157)
- 50 ft. (15 m) DEF Hose Assembly (393539-158)



8072-A

Product #	Max Pressure	Delivery Hose			Reel Inlet	Weight
		Specification	Part #	Outlet		
8072-A	300 psi (20 bar)	1/2" ID x 30 ft	393539-159	1/2" BSPP	1/2" BSPP	47 lb (21 kg)
8072-B	300 psi (20 bar)	1/2" ID x 50 ft	393539-158	1/2" BSPP	1/2" BSPP	50 lb (23 kg)



DIESEL FUEL & DIESEL EXHAUST FLUID

DEF ACCESSORIES

Flow Meters

FEATURES:

- In-line style
- Accurate to $\pm 1\%$
- Repeatable to 0.2%
- Can be calibrated


8424

Product #	Description
8424	Fluid meter only - inlet/outlet threads: 1" BSPP(m)
343120	Flow Meter Swivel M/M, 3/4" x 1"
343121	Flow Meter Hose Barb, 1" x 3/4"
343122	Flow Meter Kit - Includes 8424, 343120, 343121
343124	DEF Stainless Steel Automatic Shut-Off Nozzle
343125	Stainless Steel Swivel

Closed System Couplers

FEATURES:

- Three styles for the popular drum / tote connections
- Barbed for connection to the standard suction hoses


343142

Product #	Description
343140	For Micro Matic EPV, Twist Lock Connection - stainless steel
343141	For Micro Matic RSV, Lever Actuated CamLock - stainless steel
343142	For Colder Drum Quik PRO-Polypropylene

Hoses

FEATURES:

- Specified for DEF dispensing
- Wetted tube-sulfur free EPDM rubber
- Outer reinforced synthetic fiber with EPDM cover

Product #	Description
343123-1	3 ft (0.9 m) DEF Hose, 3/4" ID
343123-2	4 ft (1.2 m) DEF Hose, 3/4" ID
343123-3	10 ft (3 m) DEF Hose
343123-4	20 ft (6 m) DEF Hose
343143-2	DEF Hose Assembly


343138⁽¹⁾

DIESEL FUEL & DIESEL EXHAUST FLUID



COMPRESSED AIR COMPONENTS



 Filters, Regulators and Lubricators
 Accessories

Pneumatic equipment requires a clean, controlled air supply to work at the highest efficiency. Alemite Compressed Air Components help ensure that your Alemite lubrication systems operate at a high standard, with minimal down time for repair due to poor air quality.

COMPRESSED AIR COMPONENTS



FILTERS, REGULATORS AND LUBRICATORS

Alemite Compressed Air Components allow you to accurately and reliably regulate, clean, dry and lubricate the air going into your system. These high quality components improve productivity by reducing the risk of down time due to poor quality air supply. Alemite offers a variety of packages and individual filters, gauges, regulators and lubricators, allowing you to choose the best option to meet your need.

Filter and Regulator Packages

Alemite Filter and Regulator Packages include the filter, moisture separator with auto drain, air regulator and air gauge, along with required connecting hardware.



338860

Product #	Max Inlet Pressure	Inlet/Outlet	Max Regulated Pressure	Moisture Separator	Regulator and Gauge	Connector (2 each)	Auto-Drain	Weight
338860	250 psi (17 bar)	1/4" NPTF(f)	125 psi (9 bar)	5644-2	7604-B	327033	343303	2.8 lb (1.3 kg)
338862	250 psi (17 bar)	1/2" NPTF(f)	125 psi (9 bar)	386295-1	7608-B	51888	343303	4.0 lb (1.8 kg)

Regulators

Constant regulated pressure prevents damage to air operated equipment. Alemite regulators include a pressure relief feature which bleeds off excess pressure when adjustment to lower pressure occurs. Strainer is included with each regulator.



7606-B

Product #	Max Inlet Pressure	Inlet/Outlet	Max Regulated Pressure	Pressure Gauge	Air Gauge Inlet	Weight
7604-B*	300 psi (21 bar)	1/4" NPTF(f)	125 psi (9 bar)	323449-4	1/4" NPT(m)	2.3 lb (1.0 kg)
7604-1*	300 psi (21 bar)	1/4" NPTF(f)	125 psi (9 bar)	—	—	2.1 lb (0.95 kg)
7606-B*	300 psi (21 bar)	3/8" NPTF(f)	125 psi (9 bar)	323449-4	1/4" NPT(m)	2.3 lb (1.0 kg)
7606-1*	300 psi (21 bar)	3/8" NPTF(f)	125 psi (9 bar)	—	—	2 lb (0.91 kg)
7608-B*	300 psi (21 bar)	1/2" NPTF(f)	125 psi (9 bar)	323449-4	1/4" NPT(m)	3.5 lb (1.6 kg)
7608-1*	300 psi (21 bar)	1/2" NPTF(f)	125 psi (9 bar)	—	—	3.2 lb (1.45 kg)
7612-B*	250 psi (17 bar)	3/4" NPTF(f)	125 psi (9 bar)	323449-4	1/4" NPT(m)	6.3 lb (2.8 kg)
7616-B*	250 psi (17 bar)	1" NPT	125 psi (9 bar)	323449-4	1/4" NPT(m)	6.3 lb (2.8 kg)
7624-A	300 psi (21 bar)	1/4" NPTF(f)	125 psi (9 bar)	391421	1/8" NPT(m)	2 lb (0.91 kg)

* **WARNING** California Proposition 65: Cancer and reproductive harm. www.P65Warnings.ca.gov

COMPRESSED AIR COMPONENTS

FILTERS, REGULATORS AND LUBRICATORS

Filter/Regulators

Alemite Filter/Regulators are ideal when space is limited. These units offer combined construction, efficiently cleaning and drying air in a compact space.



7936



7504-1

Product #	Max Inlet Pressure	Inlet/Outlet	Gauge	Airflow @ 90 psi (6 bar)	Bowl Capacity	Operating Temperature	Weight
7936*	150 psi (10 bar)	1/4" NPTF(f)	391421	—	1 oz (28 g) - Polycarbonate	32°F - 125°F (0°C - 52°C)	0.6 lb (0.27 kg)
7504-1 ⁽¹⁾	250 psi (17 bar)	1/4" NPT	—	30 cfm	2 oz (57 g) - Metal	32°F - 125°F (0°C - 52°C)	1.6 lb (0.72 kg)
7506-1 ⁽¹⁾	250 psi (17 bar)	3/8" NPT	—	40 cfm	2 oz (57 g) - Metal	32°F - 125°F (0°C - 52°C)	1.8 lb (0.82 kg)
7508 ⁽¹⁾	250 psi (17 bar)	1/2" NPT	—	90 cfm	7.2 oz (204 g) - Metal	32°F - 175°F (0°C - 52°C)	4.3 lb (1.95 kg)

⁽¹⁾ Can use auto drain (343303) and gauges (343449-4 or 339948)

* ☐ **WARNING** California Proposition 65: Cancer and reproductive harm. www.P65Warnings.ca.gov

Air Pressure Gauges

Alemite Air Pressure Gauges accurately indicate air pressure being applied to air operated equipment.



323449-4

Product #	Dial Range	Connection Location	Connection Thread	Weight
323449-4	0 - 200 psi (0 - 14 bar)	Back	1/4" NPTF(m)	0.3 lb (0.14 kg)
339948	0 - 160 psi (0 - 11 bar)	Back	1/4" NPTF(m)	0.3 lb (0.14 kg)
391421 ⁽¹⁾	0 - 160 psi (0 - 11 bar)	Back	1/8" NPTF(m)	0.3 lb (0.14 kg)

⁽¹⁾ Shown on above Filter/Regulator (7936)

COMPRESSED AIR COMPONENTS



FILTERS, REGULATORS AND LUBRICATORS

Filters

Alemite Filters provide 2 stage filtration, removing condensation and foreign material with minimal pressure drop. Metal bowl construction for durability, and built in sight glass to easily see condensate level.



5608-3

Product #	Max Inlet Pressure	Inlet/Outlet	Air Flow @ 90 psi (6 bar) Inlet Pressure	Bowl Capacity	Max Operating Temperature	Required Automatic Drain	Weight
5604-3*	250 psi (17 bar)	1/4" NPTF(f)	53 cfm	4.4 oz (124 g)	175 °F (79 °C)	343303	1.4 lb (0.6 kg)
5606-3*	250 psi (17 bar)	3/8" NPTF(f)	80 cfm	4.4 oz (124 g)	175 °F (79 °C)	343303	1.4 lb (0.6 kg)
5608-3*	250 psi (17 bar)	1/2" NPTF(f)	85 cfm	4.4 oz (124 g)	175 °F (79 °C)	343303	1.1 lb (0.5 kg)
5612-2*	250 psi (17 bar)	3/4" NPTF(f)	270 cfm	16 oz (453 g)	150 °F (65 °C)	B334547-1	5.6 lb (2.5 kg)
5616-2*	250 psi (17 bar)	1" NPTF(f)	350 cfm	16 oz (453 g)	150 °F (65 °C)	B334547-1	6.0 lb (2.7 kg)
5644-2*	250 psi (17 bar)	1/4" NPTF(f)	50 cfm	5 oz (141 g)	175 °F (79 °C)	343303 (Included)	1.4 lb (0.6 kg)

* **WARNING** California Proposition 65: Cancer and reproductive harm. www.P65Warnings.ca.gov

Lubricators

Alemite Lubricators add a regulated amount of lubricant to pressurized air. They feature a single dial control, and handle lubricant viscosities up to 800 SSU at 100 °F. Metal bowl construction for durability, and built in site glass to easily see fluid level.



5908-3

Product #	Max Inlet Pressure	Inlet/Outlet	Air Flow @ 90 psi (6 bar) Inlet Pressure	Bowl Capacity	Max Operating Temperature	Weight
5904-3*	250 psi (17 bar)	1/4" NPTF(f)	40 cfm	2.6 oz. (73 g)	175 °F (80 °C)	1.2 lb (0.5 kg)
5906-3*	250 psi (17 bar)	3/8" NPTF(f)	60 cfm	2.6 oz. (73 g)	175 °F (80 °C)	1.2 lb (0.5 kg)
5908-3*	250 psi (17 bar)	1/2" NPTF(f)	90 cfm	2.6 oz. (73 g)	175 °F (80 °C)	1.2 lb (0.5 kg)
5912-2*	250 psi (17 bar)	3/4" NPTF(f)	330 cfm	16 oz (453 g)	150 °F (66 °C)	6.2 Lb.(2.8 kg)
5916-2*	250 psi (17 bar)	1" NPTF(f)	350 cfm	16 oz (453 g)	150 °F (66 °C)	6.0 lb (2.7 kg)

* **WARNING** California Proposition 65: Cancer and reproductive harm. www.P65Warnings.ca.gov

COMPRESSED AIR COMPONENTS

ACCESSORIES

Adapters - Air

Product #	Thread	Type
307115	1/4" NPTF(m)	Adapter for use with 307111
307116	1/4" NPTF(f)	Adapter for use with 307112
328034	1/4" NPTF(m)	Adapter for use with 328030
B328034⁽¹⁾	1/4" NPTF(m)	Adapter for use with 328030
328036	3/8" NPTF(m)	Adapter for use with 328031
328033	1/2" NPTF(m)	Adapter for use with 328032
328037	3/4" NPTF(m)	Adapter for use with 328032

⁽¹⁾ Comes in a blister package

Automatic Drain Mechanism

- Float controlled mechanism automatically discharges captured moisture when the bowl nears capacity
- Fits all Alemite moisture separators



B334547-1

Automatic Drain Mechanism (B334547-1)

- For use with Units 5612-2 and 5616-2

Automatic Drain Mechanism (343303)

- For use with Units 5604-3, 5606-3 and 5608-3

Couplers - Air

Product #	Thread	Type
307111	1/4" NPTF(m)	Coupler, standard duty
307112	1/4" NPTF(f)	Coupler, standard duty
328030	1/4" NPTF(f)	Coupler, extra heavy duty standard type
B328030⁽¹⁾	1/4" NPTF(f)	Coupler, extra heavy duty standard type
B330604⁽¹⁾	1/4" NPTF(m)	Coupler, extra heavy duty standard type
328031	1/2" NPTF(f)	Coupler, extra heavy duty volume type
328032	3/4" NPTF(f)	Coupler, extra heavy duty volume type

⁽¹⁾ Comes in a blister package

Air Blow Gun

- Meets OSHA standards
- Air inlet 1/4" NPTF(f)



6647

Air Blow Gun (6647)

- In loose packaging

Air Blow Gun (B6647)

- In a blister package



SINGLE POINT LUBRICATORS



- ☛ Grease Lubricators
- ☛ Spring Driven Lubricators

Alemite Single Point Lubricators provide reliable lubrication for single points requiring constant lubrication. Available in grease or oil models, Alemite Single Point Lubricators are self contained and adjustable, and are especially useful for remote or difficult to access lubrication points.

SINGLE POINT LUBRICATORS



GREASE LUBRICATORS

24/7 Single-Point, Automatic Lubricators

Alemite 1751 Series automatic lubricators are ready-to-use straight from the box. Filled with a wide range of high-performance Alemite lubricants, these units offer tool-free activation and setup for simple and accurate adjustment of lubricant flow.

FEATURES

- Flexible dispense rate from one to 12 months; also stoppable
- Easily adjustable; no tools needed
- Transparent lubricant container allows visual inspection
- Compact size enables installation in confined areas
- Greases and chain oils available
- Alemite 24/7 instruction manual includes information to help calculate correct dispense rate

TYPICAL APPLICATIONS INCLUDE:

- Confined and difficult-to-access locations
- Bearing housing lubrication
- Electric motors
- Fans and pumps
- Conveyors
- Cranes
- Chains
- Elevators and escalators



1751-MT

Product # ⁽¹⁾	Description	Capacity	Temperature Range	Pressure Ratings (max psi at startup)	Weight (lubricant included)
1751-WA	Wide application grease	4.2 fl. oz. (125 ml)	-20 to 285 °F (-30 to 140 °C)	75 psi (5 bar)	7 oz. (200 g)
1751-FG	Food grade grease (NSF approved)	4.2 fl. oz. (125 ml)	-5 to 230 °F (-20 to 110 °C)	75 psi (5 bar)	7 oz. (200 g)
1751-MT	Medium temperature oil	4.2 fl. oz. (125 ml)	5 to 194 °F (-15 to 90 °C)	75 psi (5 bar)	7 oz. (200 g)
1751-CF	Custom-filled lubricant	4.2 fl. oz. (125 ml)	varies by application	75 psi (5 bar)	7 oz. (200 g)

⁽¹⁾All models are sold in packs of 10



SINGLE POINT LUBRICATORS

GREASE LUBRICATORS

Easylube®

Alemite's Easylube® Automatic Grease Lubricator is corrosion, dust and moisture resistant, and is easily adjustable to deliver controlled lubrication for up to 12 months.

FEATURES:

- Easily adjust dispensing time and volume – 1 to 12 months
- Long life lithium battery pack (CR-P2 6V, 1,300 mah)
- Refillable reservoir can be used repeatedly
- Warning light flashes to indicate low grease supply or grease blockage
- Can be installed up to 15 feet (4.6 m) from lubrication point, to serve hard to reach areas
- UL rated for Class 1, Division 2, Groups B, C and D: Class II, Division 2, Groups F & G hazardous locations
- Body's heat resistance 10 to 194 °F (-12 to 90 °C)
- Dimensions: 6" x 3.3" (152 mm x 84 mm)
- Connection Thread: 1/2" NPT(m)
- Available as a single unit or in packs of 10

RECOMMENDED ACCESSORIES:

- Refill Positioning Cover (339589)
- Refill Nipple 1/2" PT(f) (339590)

**1746-151**

Product #	Description	Capacity	Temperature Range	Pressure Ratings (psi)	Weight
1746-151	Easy Lube Automatic Lubricator	5 oz (142 g)	-5 to 140 °F (-20 to 60 °C)	75 psi (5 bar)	1.6 lb (0.72 kg)
1746-151X	Easy Lube Automatic Lubricator (Package of 10)	5 oz (142 g)	-5 to 140 °F (-20 to 60 °C)	75 psi (5 bar)	16.2 lb (7.34 kg)

OPTIONAL ACCESSORIES:

- Accessories for easy installation of Easylube® Single Point Lubricators

Product #	Description	Weight
339588	Refillable Grease Cup PT 1/2" (m)	0.2 lb (0.09 kg)
339589 ⁽¹⁾	Refill Grease Positioning Cover	0.1 lb (0.05 kg)
339590 ⁽¹⁾	Refill Grease Nipple, 1/2" PT(f)	0.2 lb (0.09 kg)
339592	Adapter, Straight, 1/2" (f) x 1/8" (m)	0.1 lb (0.05 kg)
339594	Adapter, Straight, 1/2" (f) x 1/4" (m)	0.1 lb (0.05 kg)
339596	Adapter, Straight, 1/2" (f) x 3/8" (m)	0.1 lb (0.05 kg)
339598	Remote mounting bracket for 6 mm metal tubing	0.5 lb (0.23 kg)
339600	Adapter, Straight, 1/2" (f) x 8 mm (m)	0.1 lb (0.05 kg)
339603	Battery Pack, Lithium, 6 V	0.1 lb (0.05 kg)
387390	Check Valve, 1/4" (f) x 1/4" (m)	0.8 lb (0.36 kg)

⁽¹⁾ Recommended accessories

Easylube reference table for setting dispensing time and volume

Time Setting	Switch (On)	Daily (24 Hrs)	Weekly (7 Days)	Monthly (30 Days)
1 M	1	0.17 oz (4.8g)	1.18 oz (33.3g)	5.07 oz (143.3g)
2 M	2	0.08 oz (2.3g)	0.59 oz (16.7g)	2.54 oz (72.2g)
3 M	2 + 1	0.06 oz (1.7g)	0.39 oz (11.0g)	1.69 oz (47.7g)
4 M	4	0.04 oz (1.1g)	0.30 oz (8.5g)	1.27 oz (36.0g)
5 M	4 + 1	0.03 oz (0.9g)	0.24 oz (6.8g)	1.01 oz (28.3g)
6 M	4 + 2	0.03 oz (0.9g)	0.20 oz (5.7g)	0.85 oz (24.0g)
7 M	4 + 2 + 1	0.02 oz (0.6g)	0.17 oz (4.8g)	0.72 oz (20.3g)
8 M	8	0.02 oz (0.6g)	0.15 oz (4.2g)	0.63 oz (17.7g)
9 M	8 + 1	0.02 oz (0.6g)	0.13 oz (3.7g)	0.56 oz (15.7g)
10 M	8 + 2	0.02 oz (0.6g)	0.12 oz (3.4g)	0.51 oz (14.4g)
11 M	8 + 2 + 1	0.02 oz (0.6g)	0.11 oz (3.1g)	0.46 oz (13.0g)
12 M	8 + 4	0.01 oz (0.3g)	0.10 oz (2.8g)	0.42 oz (11.9g)

SINGLE POINT LUBRICATORS



SPRING DRIVEN LUBRICATORS

Alemite Spring Driven Lubricators are a proven, simple method to deliver lubrication.

Visi-Lube Automatic Lubricator

FEATURES:

- Clear plastic allows easy monitoring of grease level
- Refillable through standard hydraulic grease fitting
- Sturdy, 1 piece steel base and core
- Controls grease flow through spring pressure (*3 pressure springs included*)
- Safety vent prevents overflowing
- Connection Thread: 1/8" NPFT(m)



B1741-A

Product #	Description	Capacity	Temperature Range	Spring	Pressure Ratings	Color	Weight
B1741-A	Visi-Lube	1.22 oz (34.6g)	-40 to 150 °F (-4 to 66 °C)	Extra Heavy	5.8 psi (0.40 bar) full - 3.6 psi (0.25 bar) empty	Black	0.5 lb (0.23 kg)
	Visi-Lube	1.22 oz (34.6g)	-40 to 150 °F (-4 to 66 °C)	Heavy	4.6 psi (0.32 bar) full - 2.9 psi (0.20 bar) empty	Green	0.5 lb (0.23 kg)
	Visi-Lube	1.22 oz (34.6g)	-40 to 150 °F (-4 to 66 °C)	Standard	3.5 psi (0.24 bar) full - 2.2 psi (0.15 bar) empty	Orange	0.5 lb (0.23 kg)

Automatic Pressure Cup

FEATURES:

- Adjustable knob controls lubricant flow
- Tapered metering pin attached to unit piston ensures uniform flow
- Refillable through standard hydraulic grease fitting
- Includes 3 variable pressure springs
- Connection Thread: 1/4" NPFT(m)



43570-A2

Product #	Description	Capacity	Temperature Range	Spring	Pressure Ratings (psi)	Color	Weight
43570-A2	Automatic Pressure Cup	1.75 oz (50 g)	-40 to 150 °F (-4 to 66 °C)	Extra Heavy	14.1 psi (0.97 bar) full - 6.60 psi (0.46 bar) empty	Black	1.4 lb (0.63 kg)
	Automatic Pressure Cup	1.75 oz (50 g)	-40 to 150 °F (-4 to 66 °C)	Heavy	8.60 psi (0.60 bar) full - 3.90 psi (0.27 bar) empty	Green	1.4 lb (0.63 kg)
	Automatic Pressure Cup	1.75 oz (50 g)	-40 to 150 °F (-4 to 66 °C)	Standard	6.60 psi (0.46 bar) full - 3.10 psi (0.21 bar) empty	Orange	1.4 lb (0.63 kg)



LUBRICATION ACCESSORIES



 Lube Truck Accessories
 Dollies and Hand Trucks
 Accessories

Alemite Lubrication Accessories provide safe and efficient options to improve ease of use, workplace safety and productivity.

LUBRICATION ACCESSORIES



LUBE TRUCK ACCESSORIES

Alemite lubrication accessories help simplify lubrication processes, improving productivity.

Tie Down Kits

Alemite Tie-Down Kits provide safe mounting of pumps and drums to truck platform or bed.

FEATURES:

- Tie-down rods hook into eye bolt
- Hand-sized knobs provide quick removal of tie-down rod for easy drum changes

Product #	Drum Size	Use with Cover	Weight
321340	120 lb	338371, 338977, 323800-4	7.3 lb (3 $\frac{1}{2}$ kg)
334850	400 lb	—	8.8 lb (4 $\frac{1}{2}$ kg)



321340

DOLLIES AND HAND TRUCKS

Alemite Dollies and Hand Trucks provide safe and easy movement of product containers. They are constructed of steel for durability and performance.

Dollies

FEATURES:

- Sturdy, all steel welded construction
- 4 free-swiveling casters for smooth movement



316315-5



336899

Product #	Drum Size	Diameter	Weight
316315-5	16 gallon/120 lb	20" (508 mm)	10 lb (4 $\frac{1}{2}$ kg)
336899	55 gallon/400 lb	23.5" (597 mm)	18 lb (8 $\frac{1}{2}$ kg)
336575-B1	16 gallon/120 lb	14.3" (363 mm)	6.5 lb (2 $\frac{1}{2}$ kg)



336575-B1

LUBRICATION ACCESSORIES

DOLLIES AND HAND TRUCKS

Hand Trucks

FEATURES:

- Sturdy steel construction
- Stable base (6777-5)




338958



6777-5

Product #	Use With	Dimensions	Weight
338958	35 lb , 120 lb containers	25" (63 ϕ cm) L x 20" (50 ϕ cm) W x 37.5" (95 ϕ cm) H	19.2 lb (8 ϕ kg)
6777-5*	7181 and 7149 Series Metal Bucket Pumps	18" (45 ϕ cm) width	29.0 lb (13 ϕ kg)

*  **WARNING** California Proposition 65: Cancer and reproductive harm. www.P65Warnings.ca.gov

Lube Carts

FEATURES:

- Designed space for hose reel
- Pivoting back wheels for easy moving around corners
- Arm extends to hold control handle or meter
- Pivoting handle to allow operator to manually move the cart, or attach to a motorized cart



340341

Product #	Load Capacity	Dimensions	Weight
340341	55 gallon / 400 lb	38" (96 ϕ cm) L x 26" (66 ϕ cm) W	89 lb (40 ϕ kg)

LUBRICATION ACCESSORIES



ACCESSORIES

Additional Accessories

Product #	Description
301980	Swivel
306586	Tire Gauge
317850-1	12" Whip Hose
321206	Low Level Shut Off
340062	Grease Meter Adapter Kit 575 & 585 to use 3530 Series grease gun
340276	Swivel Assembly For 7371, 7372
340349	Insert, Coupler, Bpg grubber - Nitrile 70 Duro
340741	Switch, Speed Control
391421	Air Pressure Gauge
41531	Male Adapter
42763	Pipe Coupling
42802	Pipe Coupling
51219	Swivel
6067-1	Hi-Lo Adapter
6239	Push Type Adapter Use B6239
6278	Hydraulic Extension
6783	Adapter, Bulk Packed
7542	Hose Assembly
A908-A	Hose with Pin Coupler
B308730	Coupler
B6304-B	Hydraulic Coupler Blister Pack
B6304-C	Hydraulic Coupler Blister Pack
B6509-D	Swivel Coupler Blister Pack
B6509-E	Swivel Coupler Blister Pack

Additional Hoses

Product #	Description	Coupling Specification	Hose ID
317811-100*	Hose LP	1/2" x 1/2"(m)	1/2"
317813-1	Hose MP	1/2" x 1/2" (m)	1/2"
317813-100	Hose MP	1/2" x 1/2"(m)	1/2"
317813-80	Hose MP	1/2" x 1/2" (m)	1/2"
317860-1	Hose MP	1/4" x 1/4" (m)	1/4" x 12" (30 cm)
317882-2	Hose HP	3/8" x 3/8" (m)	3/8"
317898-5	Hose suction	3/4" (m) x 1" (m)	3/4"

* ⚠ WARNING California Proposition 65: Cancer and reproductive harm. www.P65Warnings.ca.gov

OIL MIST SYSTEMS



- Oil-Mist Generators
- High Capacity Oil-Mist Generators
- Oil-Mist System Components
- Oil-Mist System Accessories
- Oil-Mist Nozzle Performance Curves
- Large Capacity Generator Performance Curves

Alemite oil mist systems are used to service all types of machine elements that require continuous lubrication, such as rolling element bearings and chain drives. These reliable systems have no moving parts, deliver a constant, measured stream of clean, atomized oil and are a cost-effective option for ongoing automatic lubrication.

OIL MIST SYSTEMS



OIL-MIST GENERATORS

Alemite Oil-Mist Generators provide lubrication for multiple lubrication points or machines.

3920 Series

FEATURES:

- Relief valve provides over-pressure protection
- Clear 1 pint nylon reservoir allows visual inspection of oil-level and mist generation
- Refill loader fitting assures contamination-free oil replenishment – requires manual refill pump (388034)
- Aluminum mist head provides corrosion protection for long trouble-free service
- Oil pick-up screen prevents entrance of contaminants into mist generator



INCLUDES:

- Float switch provides signal when oil replenishment is required
- Filter/regulator adjusts mist generator performance; includes automatic water drain
- Air solenoid valve allows automatic on-off operation when wired to machine driver or control
- Steel mounting plate pre-piped assembly allows quick installation

Product #	CFM nominal	Flow range	Mounting plate	Oil heater	Oil level switch	Filter/regulator	Air solenoid value
3922-A	1	0.3 - 1.4 CFM	-	-	-	-	-
3922-AC *	1	0.3 - 1.4 CFM	Yes	-	-	Yes	120 VAC
3922-B	1	0.3 - 1.4 CFM	-	-	120 VAC	-	-
3922-BC *	1	0.3 - 1.4 CFM	Yes	-	120 VAC	Yes	120 VAC
3922-BD	1	0.3 - 1.4 CFM	Yes	-	220 VAC	Yes	220 VAC

Approximate oil consumption rate = 0.277 x CFM = ounces per hour of operation

* ☐ **WARNING** California Proposition 65: Cancer and reproductive harm. www.P65Warnings.ca.gov

OIL MIST SYSTEMS

OIL-MIST GENERATORS

3940 Series

FEATURES:

- Relief valve provides over-pressure protection
- Refill loader fitting assures contamination-free oil replenishment – requires manual refill pump (388034)
- Oil level sight glass provides visual inspection of oil level
- Cast aluminum 1 gallon reservoir baked polyester powder coated for decades of corrosion protection

INCLUDES:

- Float switch (inside the reservoir) provides signal when oil replenishment is required
- Filter/regulator adjusts mist generator performance; includes automatic water drain
- Air solenoid valve allows automatic on-off operation when wired to machine driver or control



Product #	CFM nominal	Flow range	Mounting plate	Oil heater	Oil level switch	Filter/regulator	Air solenoid value
3942-BC *	1	0.3 - 1.4 CFM	Yes	-	120 V AC	Yes	120 V AC
3942-BD *	1	0.3 - 1.4 CFM	Yes	-	220 V AC	Yes	220 V AC
3942-CB *	1	0.3 - 1.4 CFM	Yes	120 V AC	120 V AC	Yes	-
3942-CC *	1	0.3 - 1.4 CFM	Yes	120 V AC	120 V AC	Yes	120 V AC
3942-DD *	1	0.3 - 1.4 CFM	Yes	220 V AC	220 V AC	Yes	220 V AC
3943-B	2.3	0.8 - 3.1 CFM	-	-	120 V AC	-	-
3943-BC *	2.3	0.8 - 3.1 CFM	Yes	-	120 V AC	Yes	120 V AC
3943-BD *	2.3	0.8 - 3.1 CFM	Yes	-	220 V AC	Yes	220 V AC
3943-CB *	2.3	0.8 - 3.1 CFM	Yes	120 V AC	120 V AC	Yes	-
3943-CC *	2.3	0.8 - 3.1 CFM	Yes	120 V AC	120 V AC	Yes	120 V AC
3943-DD *	2.3	0.8 - 3.1 CFM	Yes	220 V AC	220 V AC	Yes	220 V AC

Approximate oil consumption rate = 0.277 x CFM = ounces per hour of operation

* ☐ **WARNING** California Proposition 65: Cancer and reproductive harm. www.P65Warnings.ca.gov

OIL-MIST GENERATORS

Modular Oil-Mist Lubrication Generators

The Alemite modular oil-mist generators includes a 3 gallon reservoir with clean-out/inspection plate, relief valve, manual oil loader valve, mist pressure gauge, inlet air assembly (filter with auto water drain, regulator and pressure gauge) and oil heater.

INCLUDES:

- Air temperature digital display (optional)
- 3 gallon (usable) oil reservoir
- Control box with switches (optional)
- Manual oil fill loader fitting
- Pressure relief valve
- Air heater (optional)
- Oil level sight glass
- Oil temperature gauge
- Air regulator with gauge
- Air filter with auto water drain
- Internal oil heater
- Internal float switches
- Auto-refill oil solenoid valve (optional)
- Mist pressure gauge

OPTIONAL ACCESSORIES:

- Signal devices
 - Horn
 - Alarm
 - Refill operation
 - Normal
- Automatic refill pump (388415)





OIL MIST SYSTEMS

OIL-MIST GENERATORS

Modular Oil-Mist Lubrication Generators

Product # ⁽¹⁾	Voltage	Flow rate
31151-(X)	115 V	1 CFM
31152-(X)	115 V	2.3 CFM
31154-(X)	115 V	4.3 CFM
31159-(X)	115 V	9.7 CFM
32301-(X)	230 V	1 CFM
32302-(X)	230 V	2.3 CFM
32304-(X)	230 V	4.3 CFM
32309-(X)	230 V	9.7 CFM

⁽¹⁾ See table at right for ordering various options

Product description	Versions ⁽¹⁾				
	A	B	C	D	E
Basic oil-mist generator with 3 gallon reservoir (Basic mist generator with 3 gallon reservoir with clean-out/ inspection plate, relief valve, manual oil loader valve, mist pressure gauge, inlet air assembly (filter with auto water drain, regulator and pressure gauge) and oil heater (order manual refill pump 388034 separately if indicated))	•	•	•	•	•
Mounting plate		•	•	•	•
Audible and visual alarm lights		•	•	•	•
High/low mist pressure switches		•	•	•	•
NEMA 4 control box		•	•	•	•
Automatic oil refill capability with solenoid valve, filter and switch ⁽²⁾⁽³⁾			•	•	
Air heater and temperature controller				•	•

⁽¹⁾ A manual pump (P/N 388034) is required to refill oil reservoir. Sold separately.

⁽²⁾ Does not include pneumatic refill pump

⁽³⁾ Includes 40 micron cleanable oil filter

Approximate oil consumption rate = 0.277 x CFM = ounces per hour of operation

Part Number Configuration Examples:

31159-A

Basic generator with 9.7 CFM nozzle, oil heater and mist pressure gauge only. 115 V AC supplied power.

32304-B

Basic generator with 4.3 CFM nozzle, oil heater, mist pressure gauge, mounting plate, mist pressure switches, alarm lights and NEMA 4 control box. 230 V AC supplied power.

31152-C

Basic generator with 2.3 CFM nozzle, oil heater, mist pressure gauge, mounting plate, mist pressure switches alarm lights and NEMA 4 control box, automatic oil refill capability. 115 V AC supplied power.

OIL MIST SYSTEMS



OIL-MIST GENERATORS

High Capacity Oil-Mist Generators

FEATURES:

- 3.6 gallon oil reservoir
- Low oil level float switch
- Mist pressure switch (high & low)
- Oil level sight glass
- Air pressure gauge
- Mist pressure gauge
- Oil temperature gauge

OPTIONAL ACCESSORIES

- Alarm annunciator (387275)
 - Required to provide visual/audible alarm signals
- Automatic oil refill kit (385789)
 - Includes 3-float float switch and in-line oil filter
 - Refill kit also requires oil solenoid valve
115 V (383647-1)
230 V (387449)
- Automatic refill pump package (388415)
 - Includes 1:1 ratio air-driven pump with accessories including filter/regulator, 7 ft long hose and valves designed for use with 55 gallon oil drums.



Product #	CFM nominal	Flow range	No. of nozzles	Mist outlet	Voltage
3725-A6	9.7	3.5 - 16.5 CFM	1	2-1/2" NPTF(f)	120 V AC, 60/50 HZ
3720-A6	13	5.2 - 21 CFM	1	2-1/2" NPTF(f)	120 V AC, 60/50 HZ
3721-A6	21	7.5 - 33 CFM	1	2-1/2" NPTF(f)	120 V AC, 60/50 HZ
3722-A6	41	15 - 45 CFM	2	2-1/2" NPTF(f)	120 V AC, 60/50 HZ
3726-A6	65	31 - 73 CFM	2	3" NPTF(f)	120 V AC, 60/50 HZ
3720-B6	13	5.2 - 21 CFM	1	2-1/2" NPTF(f)	240 V AC, 60/50 HZ
3721-B6	21	7.5 - 33 CFM	1	2-1/2" NPTF(f)	240 V AC, 60/50 HZ
3722-B6	41	15 - 45 CFM	2	2-1/2" NPTF(f)	240 V AC, 60/50 HZ
3726-B6	65	31 - 73 CFM	2	3" NPTF(f)	240 V AC, 60/50 HZ

Approximate oil consumption rate = 0.277 x CFM = ounces per hour of operation

OIL MIST SYSTEMS

HIGH CAPACITY OIL-MIST GENERATORS

High Capacity Oil-Mist Generators with Air Heater

FEATURES:

- Thermo-Aire® air heater
- 3.6 gallon oil reservoir
- Low oil level float switch
- Mist pressure switch (high & low)
- Oil level sight glass
- Air pressure gauge
- Mist pressure gauge
- Oil temperature gauge
- Air temperature gauge

OPTIONAL ACCESSORIES

- Alarm annunciator (387275)
 - Required to provide visual/audible alarm signals.
- Automatic oil refill kit (385789)
 - Includes 3-float float switch and in-line oil filter.
 - Refill kit also requires oil solenoid valve 115 V (383647-1) 230 V (387449)
- Automatic refill pump package (388415)
 - Includes 1:1 ratio air-driven pump with accessories including filter/regulator, 7 ft long hose and valves designed for use with 55 gallon oil drums.



Product #	CFM nominal	Flow range	No. of nozzles	Mist outlet	Voltage solenoid and oil heater	Voltage air heater
3730-RW6	13	5.2 - 21	1	2-1/2" NPTF(f)	120 V AC, 60/50 Hz	240 V AC, 60/50 Hz
3731-RW6	21	7.5 - 33	1	2-1/2" NPTF(f)	120 V AC, 60/50 Hz	240 V AC, 60/50 Hz
3732-RW6	41	15 - 45	2	2-1/2" NPTF(f)	120 V AC, 60/50 Hz	240 V AC, 60/50 Hz
3736-RW6	65	31 - 73	2	3" NPTF(f)	120 V AC, 60/50 Hz	240 V AC, 60/50 Hz
3730-BW6	13	5.2 - 21	1	2-1/2" NPTF(f)	240 V AC, 60/50 Hz	240 V AC, 60/50 Hz
3731-BW6	21	7.5 - 33	1	2-1/2" NPTF(f)	240 V AC, 60/50 Hz	240 V AC, 60/50 Hz
3732-BW6	41	15 - 45	2	2-1/2" NPTF(f)	240 V AC, 60/50 Hz	240 V AC, 60/50 Hz
3736-BW6	65	31 - 73	2	3" NPTF(f)	240 V AC, 60/50 Hz	240 V AC, 60/50 Hz

Approximate oil consumption rate = 0.277 x CFM = ounces per hour of operation

OIL MIST SYSTEMS



OIL-MIST SYSTEM COMPONENTS

Application Reclassifier Fittings

Reclassifier fittings perform two critical functions:

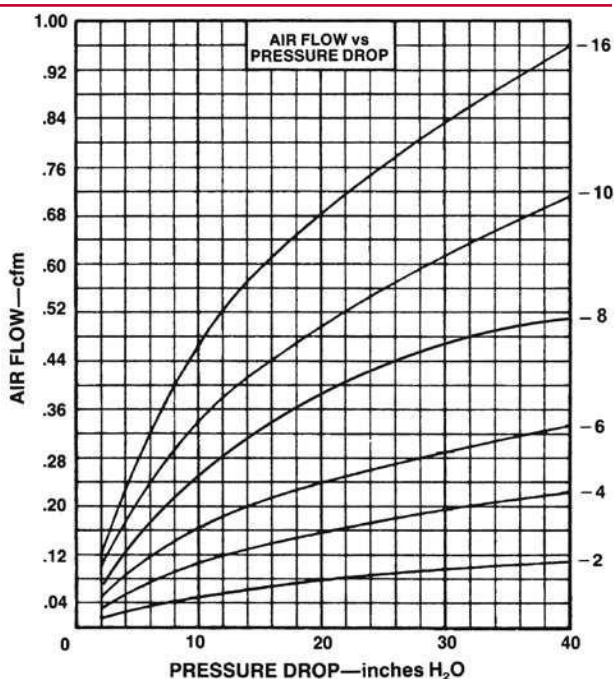
- They maintain consistent system mist pressure for all lubrication points
- They deliver a measured amount of mist flow to each point, as determined by their orifice size

Every lubrication point requires a reclassifier fitting.

Since oil-mist can be applied to a wide array of machine elements (bearings, gears, chains, etc), Alemite offers four different types of fittings. Each type provides a different degree of reclassification of the dry mist into a suitable degree of wetness to adequately lubricate the element.

Mist Fittings

Primarily used for enclosed bearing housings and rely on the bearing velocity to provide the reclassifying function. They are used on both pure mist and purge mist applications. Brass fittings have black zinc finish.



Inlet 1/8" NPT(f) ⁽¹⁾		Inlet 1/4" OD tube fitting ⁽²⁾					CFM @ 20 in. H ₂ O
Outlet 1/8" PTF(m) ⁽¹⁾	Outlet 1/4" NPT(m)	Outlet 1/8" PTF(m) ⁽¹⁾					
Brass	Brass	Brass	303 SS	Diameter	Length	Flow area	
380791-2		381290-2	387603-2	0.032"	0.44"	0.0008	0.08
380791-4	381303-4	381290-4	387603-4	0.045"	0.44"	0.0016	0.16
380791-6	381303-6	381290-6	387603-6	0.055"	0.44"	0.0024	0.24
	381303-8	381290-8	387603-8	0.068"	0.44"	0.0036	0.38
380791-10	381303-10	381290-10	387603-10	0.078"	0.44"	0.0048	0.49
380791-16	381303-16	381290-16	387603-16	0.089"	0.44"	0.0062	0.68

⁽¹⁾ SAE special short

⁽²⁾ Includes nut and sleeve

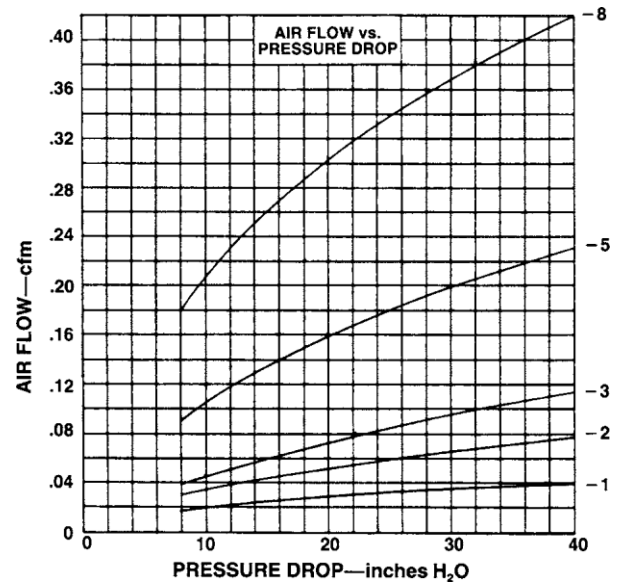

OIL MIST SYSTEMS

OIL-MIST SYSTEM COMPONENTS

Application Reclassifier Fittings

Spray Fittings

Compared with mist fittings, spray fittings convert a greater percentage of mist into a wetter spray. Primarily used to lubricate chain, gear teeth and slow-moving equipment. Can also be used to apply a thin oil film on surfaces. Chisel-point tip should be located within 1/2" to 1" of surface to be lubricated. Fittings have black zinc finish.



Inlet 1/8" NPT(m)	Inlet 1/4" OD tube fitting	Orifice			CFM @ 20 in. H ₂ O
Outlet 1/8" NPT(m)	Outlet 1/8" NPT(m)	Diameter	Length	Flow area	
	381288-1	0.024"	1.38"	0.000452	0.03
381283-2	381288-2	0.035"	1.38"	0.000962	0.05
381283-3	381288-3	0.042"	1.38"	0.00138	0.07
381283-5	381288-5	0.055"	1.38"	0.00237	0.16
381283-8	381288-8	0.067"	1.38"	0.00352	0.30

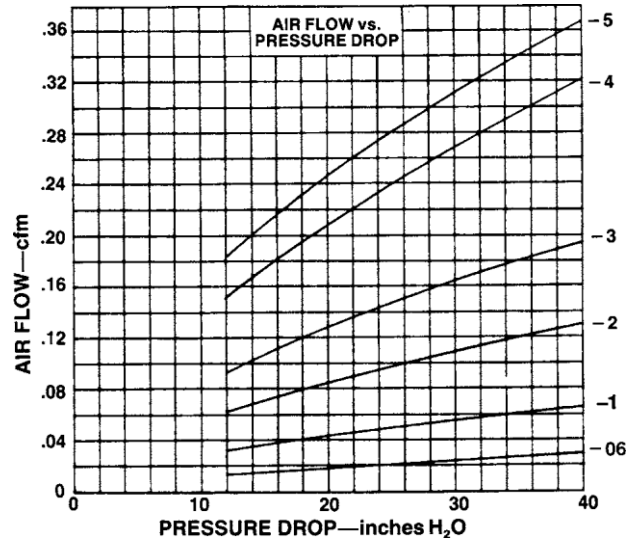

OIL MIST SYSTEMS



OIL-MIST SYSTEM COMPONENTS

Condensing Fittings

These fittings convert mist into liquid oil within the fitting itself. The condensed oil flows by gravity to the machine element. Fittings are made of brass with a bright zinc finish.



Inlet 1/8" NPTF(m)	Inlet 1/4" OD tube fitting	Orifice (baffled)			CFM @ 20 in. H ₂ O
Outlet 1/8" PTF(m) ⁽¹⁾	Outlet 1/8" PTF*(m)	Size	Length	Flow area	
381281-06		SLOT .014 R	0.38	0.0003	0.02
381281-1	381282-1	SLOT .020 R	0.38	0.0006	0.04
381281-2 *	381282-2	2 SLOTS .020 R	0.38	0.0012	0.08
381281-3	381282-3	3 SLOTS .020 R	0.38	0.0018	0.13
381281-4		5 SLOTS .020 R	0.38	0.0030	0.21
381281-5	381282-5	6 SLOTS .020 R	0.38	0.0036	0.25

⁽¹⁾ SAE special short

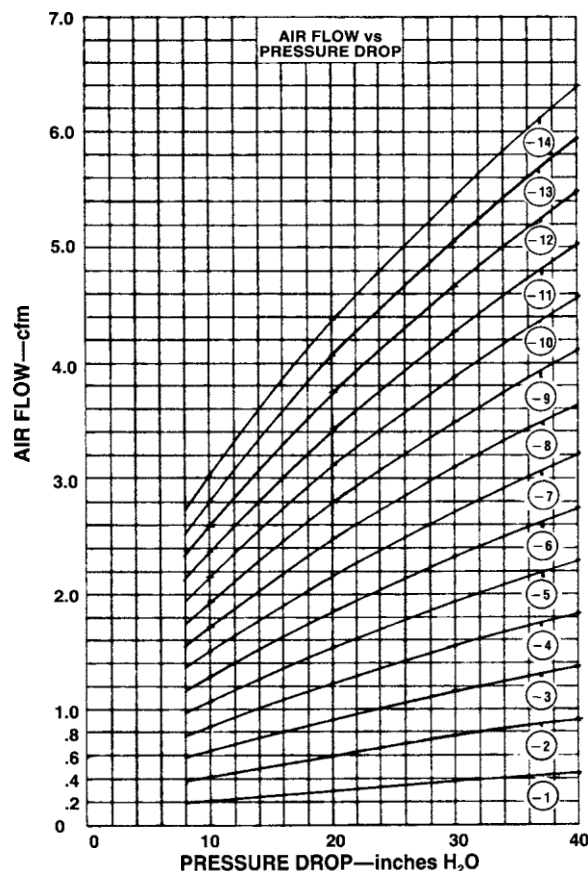
* **WARNING** California Proposition 65: Cancer and reproductive harm. www.P65Warnings.ca.gov

OIL MIST SYSTEMS

OIL-MIST SYSTEM COMPONENTS

Spray Nozzle Fittings


Like spray fittings, spray nozzle fittings convert mist into a wetter spray. Whenever the required mist flow exceeds the capacity of the maximum spray fitting size, spray nozzle fittings are used. Spray nozzle fittings contain from 1 to 14 flow holes. Each hole passes the same amount of mist as the largest spray fitting. One-end threaded fittings (not shown) are usually installed from inside a very large bearing housing and have a tightening slot on the opposite end. Fittings are brass.



One end threaded		Both ends threaded		Number of orifices ⁽²⁾	Total flow area (square inch)	CFM @ 20 in. H ₂ O
1/2" NPTF(m)	3/4" NPTF(m)	1/4" NPTF(m)	1/2" PTF(m) ⁽¹⁾			
326370-1		383588-1 *	384280-1	1	0.00352	0.3
326370-2		383588-2 *	384280-2	2	0.00704	0.6
326370-3		383588-3 *	384280-3	3	0.01056	0.9
326370-4		383588-4 *	384280-4	4	0.01408	1.2
326370-5		383588-5 *	384280-5	5	0.01760	1.5
326370-6		383588-6 *	384280-6	6	0.02112	1.8
326370-7		383588-7 *	384280-7	7	0.02464	2.2
326370-8			384280-8	8	0.02816	2.5
326370-9			384280-9	9	0.03168	2.8
326370-10	383617-10		384280-10	10	0.03520	3.1
	383617-11			11	0.03872	3.4
	383617-12			12	0.04224	3.7
	383617-13			13	0.04576	4.0
	383617-14			14	0.04928	4.3

⁽¹⁾ SAE short

⁽²⁾ 0.067 dia – 1.38 lg

*  **WARNING** California Proposition 65: Cancer and reproductive harm. www.P65Warnings.ca.gov

OIL MIST SYSTEMS



OIL-MIST SYSTEM COMPONENTS

Manifold blocks

Designed to provide multiple threaded outlets from one mist header drop line. Two (2) mounting clamps included with all aluminum manifold blocks.



381192-2
(shown with
mounting clamps)



381193-2



381190-2



381174-2



388037

Product #	Material	Size	End ports	Outlet ports 1/8" NPT(f)	Location	Length
381192-2	Aluminum	1-1/8" Square	3/8" NPT(f) / 3/8" NPT(f)	2	All on one side	3" (76 mm)
381193-2	Aluminum	1-1/8" Square	3/8" NPT(f) / 3/8" NPT(f)	3	All on one side	4" (102 mm)
381173-2	Aluminum	1-1/8" Square	3/8" NPT(f) / 3/8" NPT(f)	4	Two on one side, two on opposite side	3" (76 mm)
381174-2	Aluminum	1-1/8" Square	3/8" NPT(f) / 3/8" NPT(f)	8	Four on one side, four on opposite side	5" (127 mm)
381190-2	Aluminum	1-1/8" Square	3/8" NPT(f) / 3/8" NPT(f)	8	Four on one side, four on adjacent side	5" (127 mm)
388037	304 SS	1-1/2" Hex	3/4" NPT(f) / 1/2" NPT(f)	6	Two on each opposite flat	3" (76 mm)

Manifold Block Plugs:

End Port Pipe Plug (48925)

- 3/8" NPT(m)

Outlet Port Pipe Plug (1480)

- 1/8" NPT(m)

OIL MIST SYSTEMS

OIL-MIST SYSTEM COMPONENTS

Sight Glass with Snap Valve (385662-A1)

Clear acrylic sight glass provides visual check of condensed oil. Brass snap valve permits quick draining and closes when released. Used on both manifold blocks and bearing housing drains. Includes 1/2" NPT(m) adapter. Add adapter (339596) to attach to aluminum manifold blocks.



385662-A1

Sight Glass with 304SS Snap Valve (388243)


Clear acrylic sight glass provides visual check of condensed oil. 304SS snap valve permits quick draining and closes when released. Used on both manifold blocks and bearing housing drains. Includes 304SS 1/2" NPT(m) adapter.



388236

Stainless Steel Mist Manifold Assembly (388236)

Includes stainless steel manifold block (388037), 4" long acrylic sight glass (388237), stainless steel push-button drain valve, stainless steel adapters and 3/8" OD stainless steel tube fitting.



387613

Mist Collection Container (387613)

72 oz. Nalgene® bottle with special aluminum cap allows condensed oil and vented mist to be collected from up to six bearing housings. Translucent bottle allows visual inspection of oil level. Bottle is easily removable for proper disposal of condensed oil. Compatible with both mineral and synthetic oils. Cap has six (6) 1/4" NPT(f) connections.

Stainless Steel Mist Collection Container (388235)

12 gauge 316 stainless steel tank holds approximately 1.5 gallons (5.7 liters) of condensed oil and vented mist from up to six bearing housings or drains. Round sightglass allows visual inspection of oil level. Vent and overflow tubes, as well as 1/2" NPT drain valve included.



388235

OIL MIST SYSTEMS



OIL-MIST SYSTEM COMPONENTS

Manual Refill Pump and Hose/Filter Assembly (388034)

Permits refilling of mist generator oil reservoirs during operation. Includes Reservoir Refill Hose Assembly P/N 380696 (*7 ft hose with 40 micron cleanable filter and loader coupler*) that assures only clean, filtered oil enters reservoir. Pump has 3 gallon container and carry handle. Required on 1 pint, 1 gallon and modular mist generators without auto-refill capability.



OIL MIST SYSTEMS

OIL-MIST SYSTEM ACCESSORIES

Automatic refill pump package (388415)

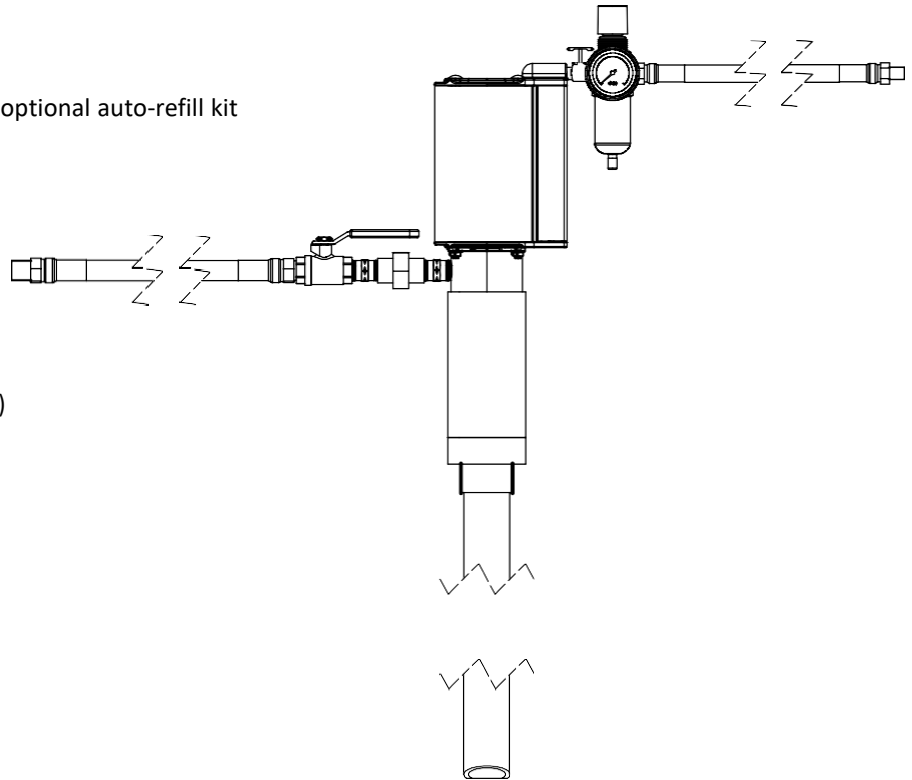
Includes 1:1 ratio air-driven pump with accessories including filter/regulator, 7 ft long hose and valves. For 55 gallon oil drums only (drum not included).

FOR USE WITH:

- Modular generators
 - C and D models only
- High-capacity generators
 - 3720 and 3730 models with optional auto-refill kit

INCLUDES:

- Hose assembly (317803-3)
- Hose assembly (317813-7)
- Suction tube (338147-4)
- Filter/regulator (7936)
- 1/2" NPT union (17737)
- Adapter (51888)
- 1/2" NPT full port valve (388217)
- Ram pump (9916-A1)



OIL MIST SYSTEMS



OIL-MIST SYSTEM ACCESSORIES

Mist Pressure Gauge

1/4" NPT(m) back mount (384889)

1/8" NPT(m) bottom mount (382064)

1/4" NPT(m) bottom mount stainless steel (388612)

When installed in the mist distribution header of 1 pint and 1 gallon mist generators, these gauges provide visual assurance of proper mist pressure in the system. Included in other mist generator models. Gauges measure 0 to 100" H₂O.



384889

Alarm Annunciator (387275)

Provides both visual and audible warning of system faults when connected to oil level float switch and low/high mist pressure switch (optional). Includes red and green status lights, as well as audible horn with disable switch.

- Dry contacts provided to energize remote alarms (10 amp max). 120 V AC, 50/60 Hz
- NEMA 4X non-metallic enclosure with mounting bracket
- Dimensions: 6.4" wide x 8.4" tall x 4.8" deep
- Use with all models that do not have status lights



387275

Mist Pressure Switch (385033)

When installed in the mist distribution header of 1 pint and 1 gallon mist generators (and used in conjunction with an optional alarm annunciator), this switch responds to either a rise or a drop in system pressure by sending an alarm signal to the alarm annunciator. Factory set at 8" H₂O (falling) and 55" H₂O (rising) mist pressure. Settings can be easily adjusted in the field.

- Rated for 10 amp @ 120 V AC
- 1/4" NPT(f) pipe connection and 1/2" NPSM(f) conduit connection

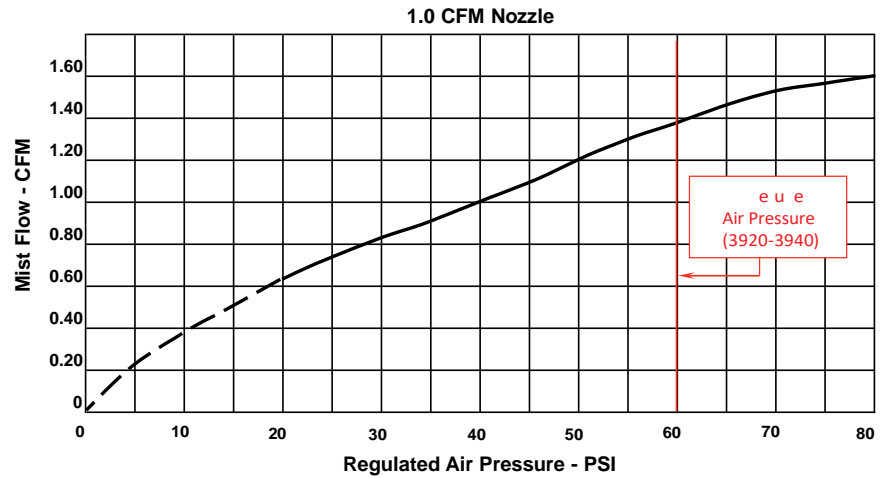


385033

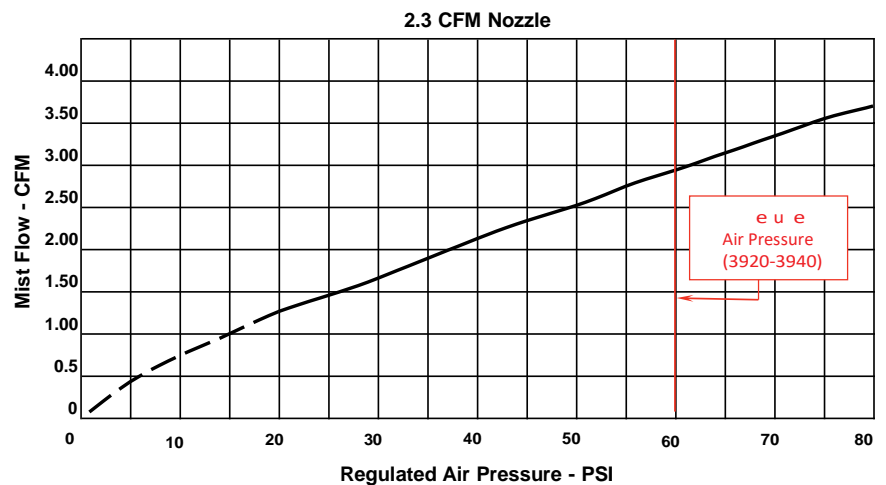
OIL MIST SYSTEMS

OIL-MIST NOZZLE PERFORMANCE CURVES

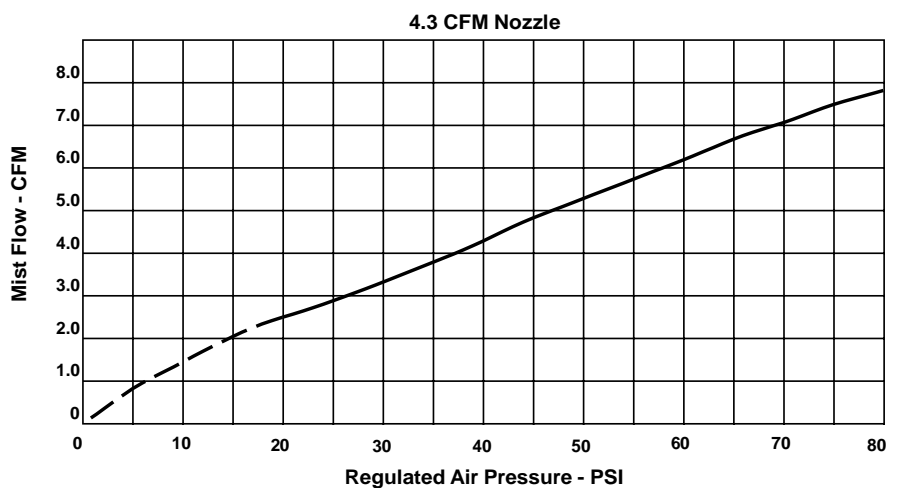
1.0 CFM Nozzle



2.3 CFM Nozzle

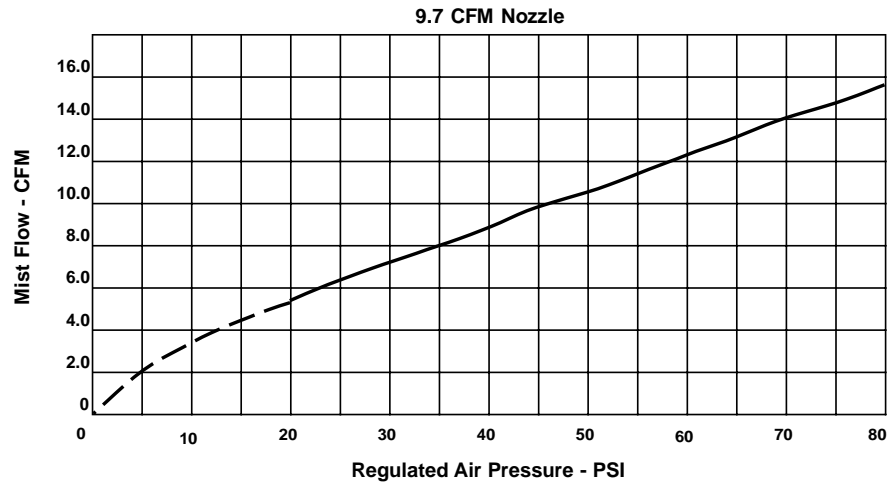


4.3 CFM Nozzle

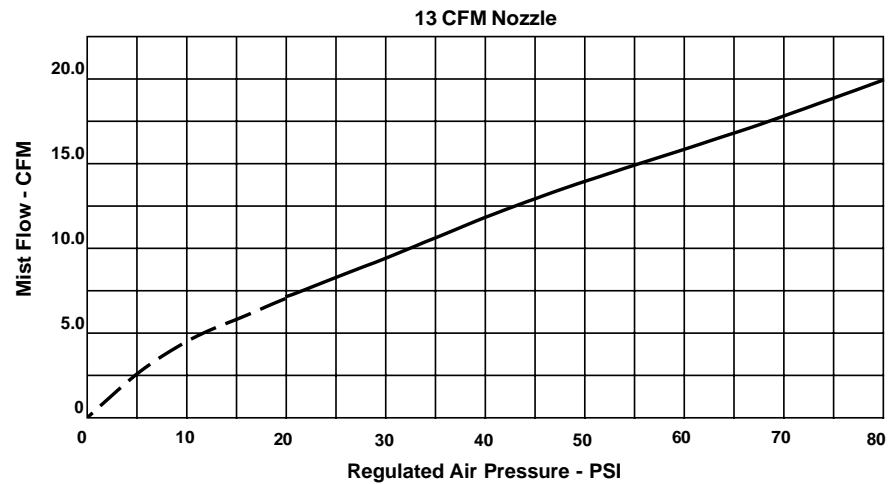


OIL-MIST NOZZLE PERFORMANCE CURVES

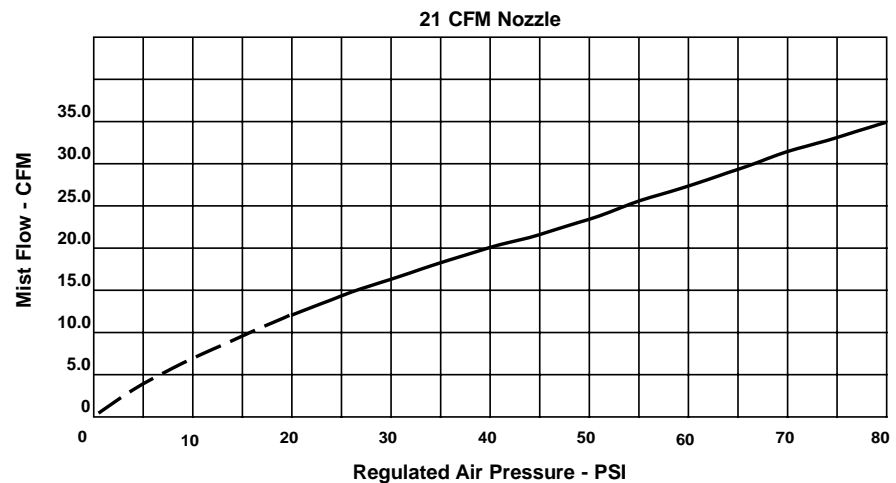
9.7 CFM Nozzle



13 CFM Nozzle



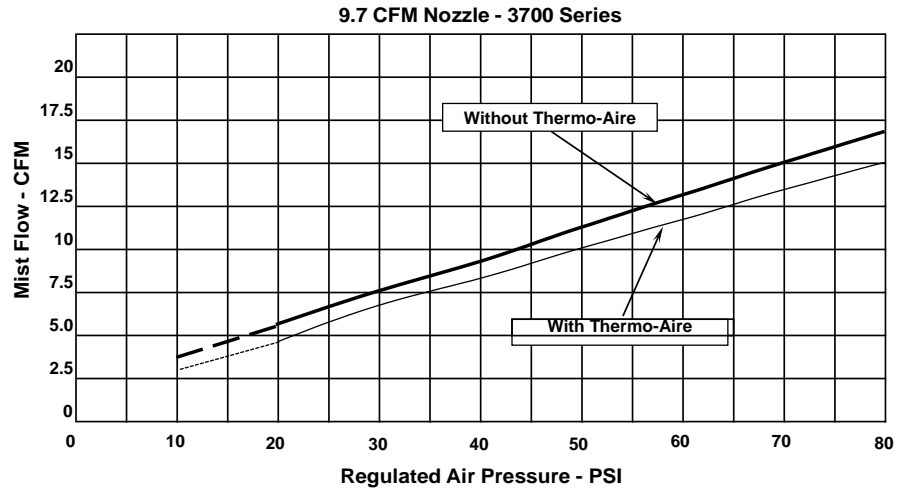
21 CFM Nozzle



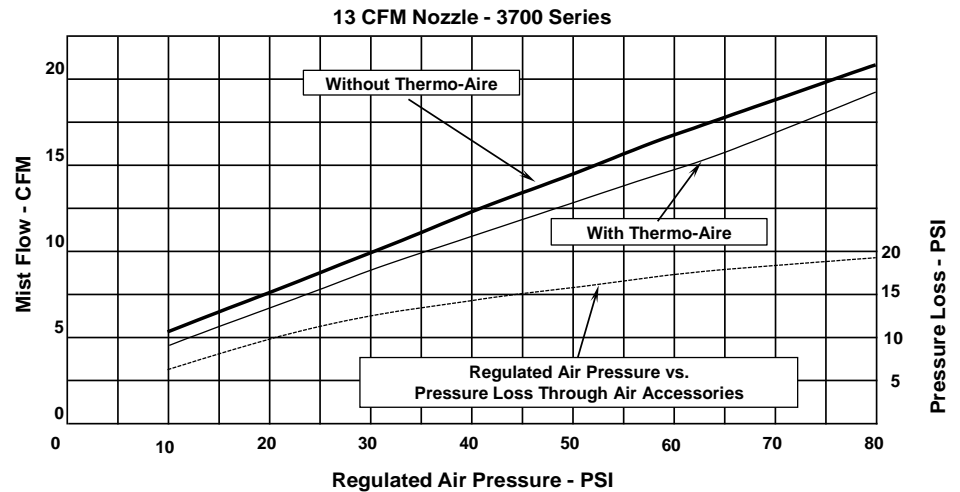
OIL MIST SYSTEMS

LARGE CAPACITY GENERATOR PERFORMANCE CURVES

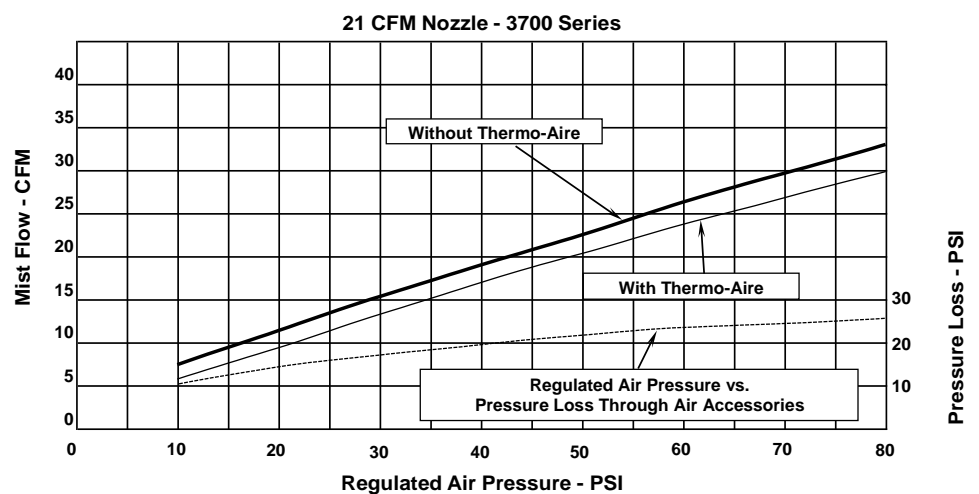
9.7 CFM Nozzle



13 CFM Nozzle



21 CFM Nozzle

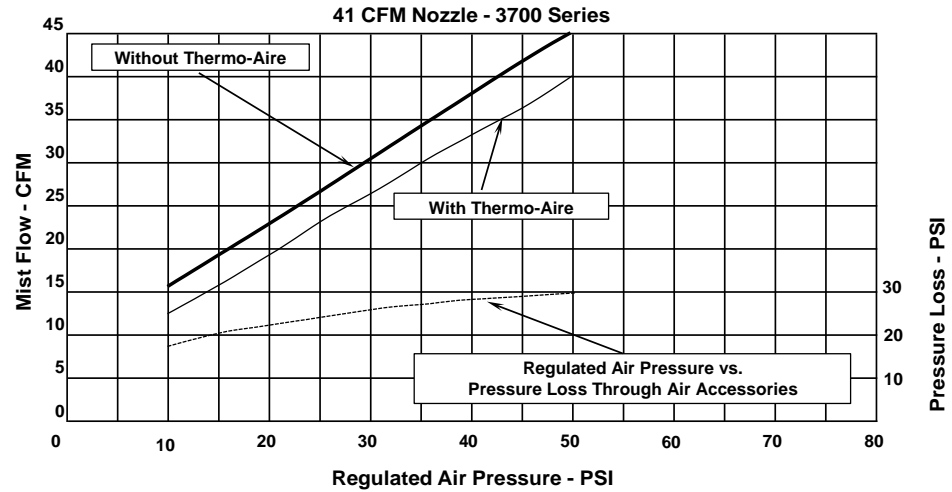


OIL MIST SYSTEMS

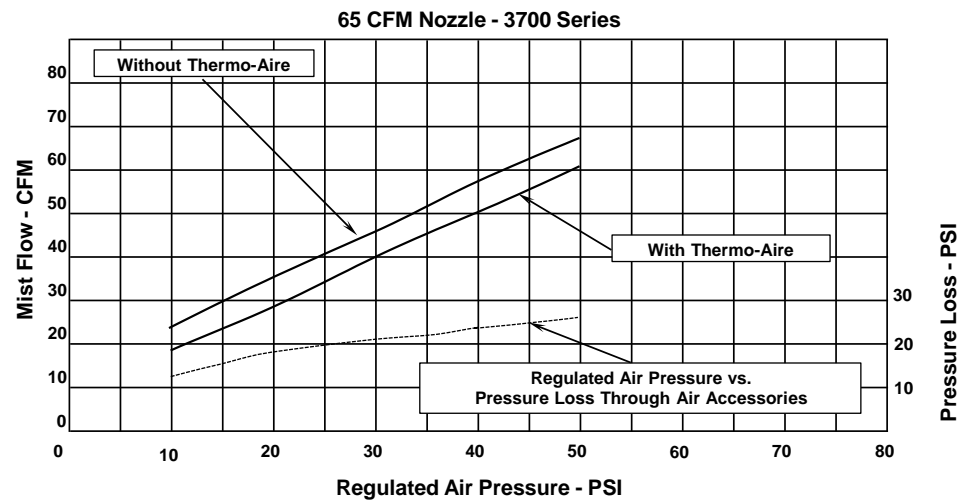


LARGE CAPACITY GENERATOR PERFORMANCE CURVES

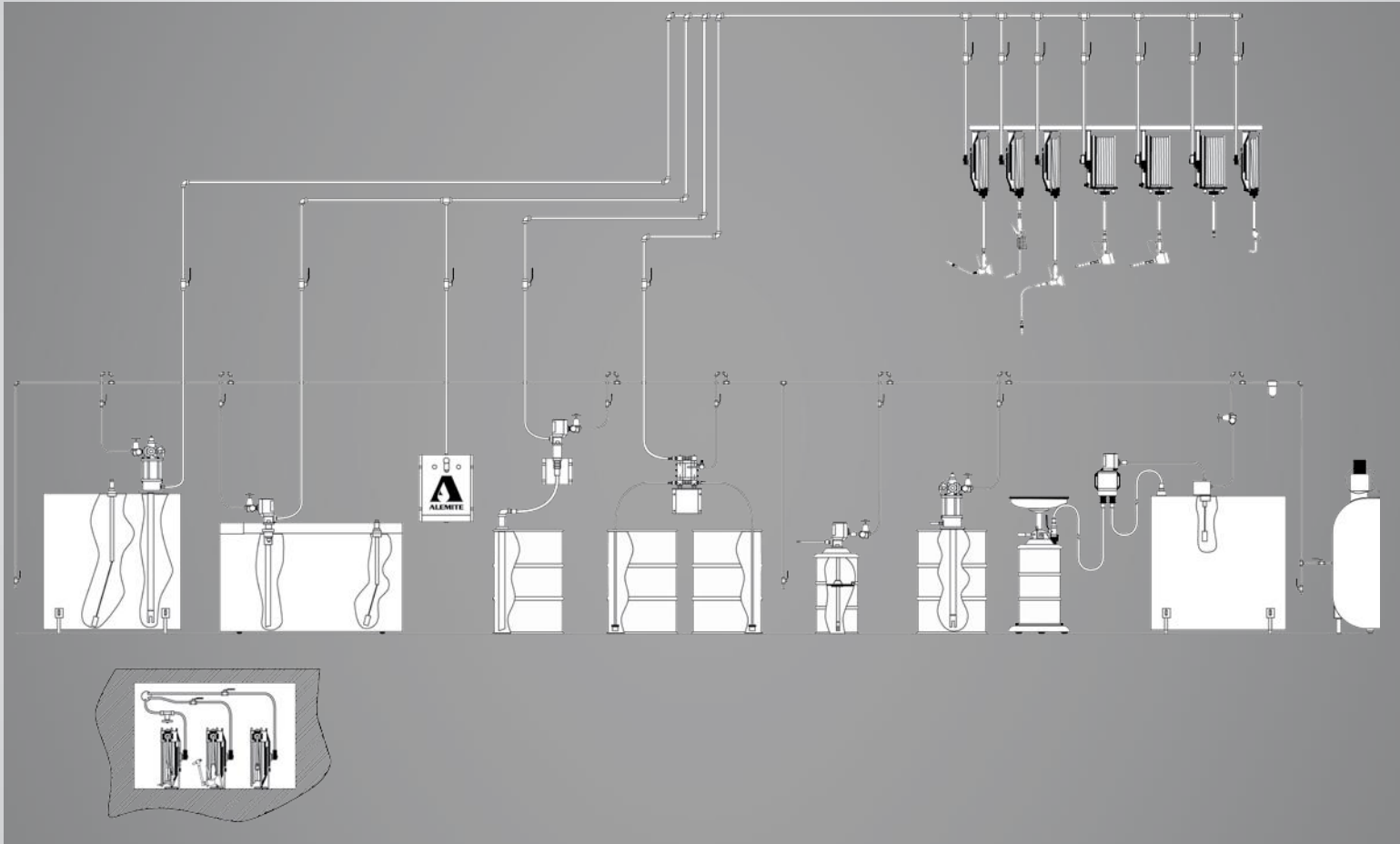
41 CFM Nozzle






65 CFM Nozzle



EXAMPLE PRODUCT CONFIGURATIONS



-  Lube Truck
-  Grease Pump Systems
-  Oil Pump and Reel Systems

The following product configurations provide examples of easy-to-use systems constructed from a variety of high-quality Alemite products. For vehicle service facilities, lube truck setup and multiple other applications, these configurations can assist in developing an efficient, work-ready environment.

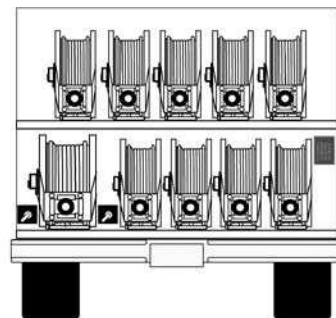
EXAMPLE PRODUCT CONFIGURATIONS



LUBE TRUCK

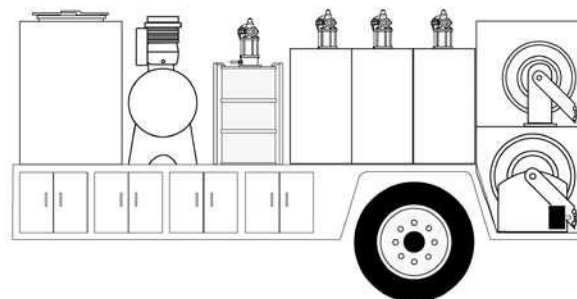
Grease

Product #	Qty.	Description	Page
8081-B	1	H.P. Double Post Reel, 50 ft Hose, Hose Stop	68
6320-3	1	H.P. Control Valve	92
B321320	1	H.P. Z-Swivel	79
9979-A	1	50:1 RAM Pump	32
321340	1	Tie Down Kit	172



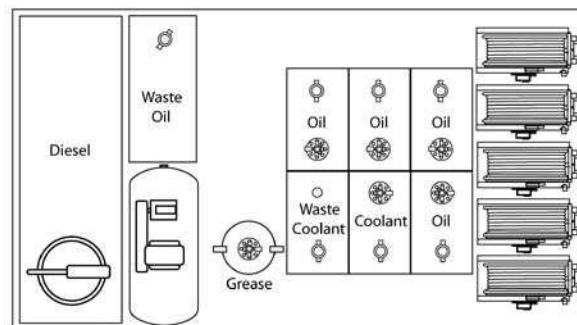
Oils

Product #	Qty.	Description	Page
8081-D	4	M.P. Double Post Reel, 50" Hose, Hose Stop	68
3671-B	4	Meters: 2 = Motor Oil, Gear Oil, Hydraulic Oil	84
9968	4	5:1 RAM Pump: Motor Oil, Gear Oil, Hydraulic Oil	28
—	4	Suction Tube by Installer	—



Coolant

Product #	Qty.	Description	Page
8081-D	1	M.P. Double Post Reel, 50 ft Hose, Hose Stop	68
8322	1	1/2" Diaphragm Pump	50
3671-B	1	Meter	84





EXAMPLE PRODUCT CONFIGURATIONS

GREASE PUMP SYSTEMS WITH HEAVY-DUTY REEL

Standard Duty Grease Pump
with Heavy-Duty Reel – 120 lb Drum

Item	Product #	Qty.	Description	Page
1	8550-A1	1	50:1 Pump & Cover	34
2	338802 ⁽¹⁾	1	Follower	55
3	317882-7	1	Hose	80
4	1001-86	1	Union	129
5	380372-B1	1	Strainer	56
6	308785	2	Shut-Off Valve	—
7	—	—	Lubricant Piping ⁽²⁾	—
8	8078-B	1	50 ft Reel Assembly	62
9	6320-3	1	Control Valve	92
10	—	—	Air Piping ⁽²⁾	—
11	338860	1	Filter/Regulator Pkg ⁽³⁾	162
12	317803-3	1	Hose	81
13	B328030 ⁽¹⁾	1	Air Coupler	165
14	B328034 ⁽¹⁾	1	Air Adapter	165
15	51888	1	Male Adapter	128
16	SWA274	1	1/2" Ball Valve	—
17	130552	1	Male/Male Adapter	128
18	B331107	1	Swivel	79

⁽¹⁾Included with 8550-A1⁽²⁾Furnished by equipment installer⁽³⁾Use 338860 when filter/regulator is mounted to a wall.
Use 7936 when attached to pump.RAM Grease Pump
with Heavy-Duty Reel – 120 lb Drum

Item	Product #	Qty.	Description	Page
1	9950-A1	1	50:1 Pump & Cover	32
2	338802 ⁽¹⁾	1	Follower	55
3	317882-7	1	Hose	80
4	1001-86	1	Union	129
5	380372-B1	1	Strainer	56
6	308785	2	Shut-Off Valve	—
7	—	—	Lubricant Piping ⁽²⁾	—
8	8078-B	1	50 ft Reel Assembly	62
9	6320-3	1	Control Valve	92
10	—	—	Air Piping ⁽²⁾	—
11	338860	1	Filter/Regulator Pkg ⁽³⁾	162
12	317803-3	1	Hose	81
13	328030	1	Air Coupler	165
14	328034	1	Air Adapter	165
15	51888	1	Male Adapter	128
16	SWA274	1	1/2" Ball Valve	—
17	130552	1	Male/Male Adapter	128
18	B331107	1	Swivel	79

⁽¹⁾Included with 9950-A1⁽²⁾Furnished by equipment installer⁽³⁾Use 338860 when filter/regulator is mounted to a wall.
Use 7936 when attached to pump.

EXAMPLE PRODUCT CONFIGURATIONS



HEAVY-DUTY GREASE PUMP WITH HEAVY-DUTY REEL

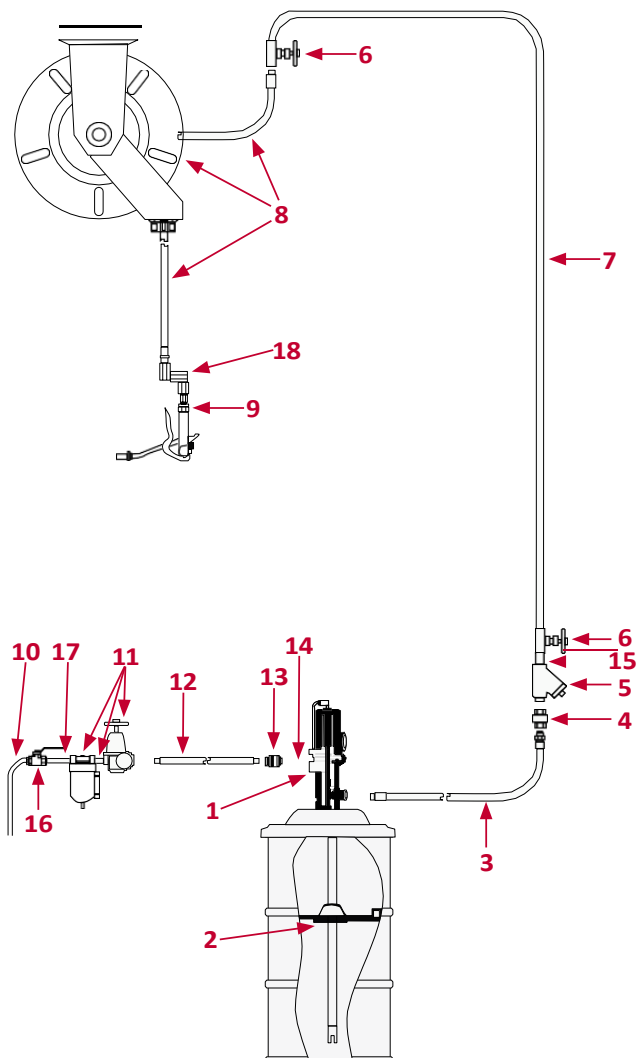
**Heavy-Duty Grease Pump
with Heavy-Duty Reel – 400 lb Drum⁽³⁾**

Item	Product #	Qty.	Description	Page
1	7785-A5 323847-4	1 1	40:1 Pump Cover	36 54
2	338912	1	Follower	55
3	317882-7	1	Hose	80
4	1001-86	1	Union	129
5	380372-B1	1	Strainer	56
6	308785	2	Shut-Off Valve	—
7	—	—	Lubricant Piping ⁽²⁾	—
8	8078-B	1	50 ft Reel Assembly	62
9	6320-3	1	Control Valve	92
10	—	—	Air Piping ⁽²⁾	—
11	338862	1	Filter/Regulator Pkg	162
12	317803-3	1	Hose	81
13	328031⁽¹⁾	1	Air Coupler	165
14	328037⁽¹⁾	1	Air Adapter	165
15	51888	1	Male Adapter	128
16	SWA274	1	1/2" Ball Valve	—
17	130552	1	Male/Male Adapter	128
18	B331107	1	Swivel	79

⁽¹⁾Included with 7785-A5

⁽²⁾Furnished by equipment installer

⁽³⁾Available as a package (387771), including all Items except 7 & 10.





EXAMPLE PRODUCT CONFIGURATIONS

MEDIUM-PRESSURE OIL PUMP AND REEL SYSTEMS

RAM Oil Pump with Heavy-Duty Reel – 16 Gallon Drum

Item	Product #	Qty.	Description	Page
1	9960-A	1	5:1 Pump	28
2	317813-5F	1	Hose	80
3	380372-A1	1	Strainer	56
4	SWA274	3	1/2" Ball Valve	—
5	—	—	Lubricant Piping ⁽²⁾	—
6	8078-D	1	50 ft Reel Assembly	62
7	3685-F	1	Oil Meter	87
8	—	—	Air Piping ⁽²⁾	—
9	338860	1	Filter/Regulator Pkg ⁽³⁾	162
10	317803-3	1	Hose	81
11	328030 ⁽¹⁾	1	Air Coupler	165
12	328034 ⁽¹⁾	1	Air Adapter	165
13	51888	1	Male Adapter	128
14	1000-88	1	Adapter	128
15	130552	1	Male/Male Adapter	128

⁽¹⁾Not supplied with Alemite pump

⁽²⁾Furnished by equipment installer

⁽³⁾Use 338860 when filter/regulator is mounted to a wall.
Use 7936 when attached to pump.

RAM Oil Pump with Heavy-Duty Reel – 55 Gallon Drum

Item	Product #	Qty.	Description	Page
1	9969-B	1	5:1 Pump	28
2	317813-5F	1	Hose	80
3	380372-A1	1	Strainer	56
4	SWA274	3	1/2" Ball Valve	—
5	—	—	Lubricant Piping ⁽²⁾	—
6	8078-D	1	50 ft Reel Assembly	62
7	3685-F	1	Oil Meter	87
8	—	—	Air Piping ⁽²⁾	—
9	338860	1	Filter/Regulator Pkg ⁽³⁾	162
10	317803-3	1	Hose	81
11	328030 ⁽¹⁾	1	Air Coupler	165
12	328034 ⁽¹⁾	1	Air Adapter	165
13	51888	1	Male Adapter	128
14	1000-88	1	Adapter	128
15	130552	1	Male/Male Adapter	128

⁽¹⁾Not supplied with Alemite pump

⁽²⁾Furnished by equipment installer

⁽³⁾Use 338860 when filter/regulator is mounted to a wall.
Use 7936 when attached to pump.

EXAMPLE PRODUCT CONFIGURATIONS



MEDIUM-PRESSURE OIL PUMP AND REEL SYSTEMS

RAM Oil Pump Package – 200-Gallon Tank

Item	Product #	Qty.	Description	Page
1	9968	1	5:1 Pump	28
2	8078-D	1	50 ft Reel Assembly	62
3	3670	1	Oil Meter, Rigid Extension	84
4	7936	1	Filter/Regulator	163

May be ordered as product #343076, including the above 4 items.

RAM Oil Pump Package – 200-Gallon Tank

Item	Product #	Qty.	Description	Page
1	9968	1	5:1 Pump	28
2	8078-D	1	50 ft Reel Assembly	62
3	3671	1	Oil Meter, Flexible Extension	84
4	7936	1	Filter/Regulator	163

May be ordered as product #343077, including the above 4 items.

RAM Oil Pump Packaged Unit (343076)

INCLUDES:

- (1) 5:1 Pump (9968)
- (1) 50 ft Reel Assembly (8078-D)
- (1) Oil Meter, Rigid Extension (3670)
- (1) Filter/Regulator (7936)



RAM Oil Pump Packaged Unit (343077)

INCLUDES:

- (1) 5:1 Pump (9968)
- (1) 50 ft Reel Assembly (8078-D)
- (1) Oil Meter, Flexible Extension (3671)
- (1) Filter/Regulator (7936)



EXAMPLE PRODUCT CONFIGURATIONS

OIL PUMP SYSTEMS WITH HEAVY-DUTY REEL

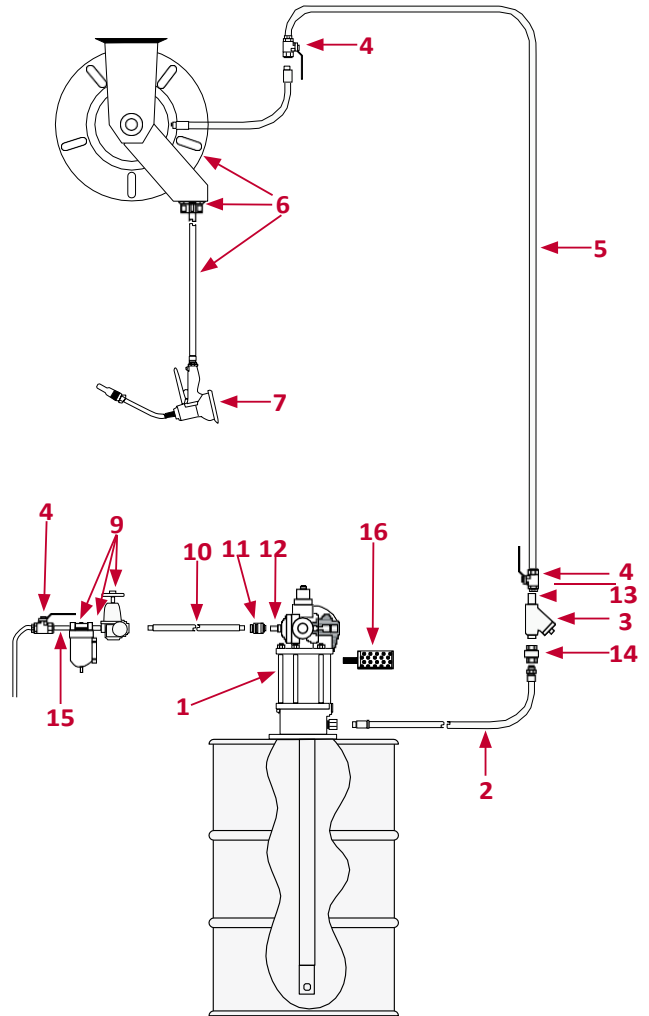
Heavy-Duty Oil Pump with Heavy-Duty Reel – 55 Gallon Drum

Item	Product #	Qty.	Description	Page
1	7783-A4 ⁽³⁾	1	6:1 Pump	31
2	317813-5F	1	Hose	80
3	380372-A1	1	Strainer	56
4	SWA274	3	1/2" Ball Valve	—
5	—	—	Air Piping ⁽²⁾	—
6	8078-D	1	50 ft Reel Assembly	62
7	3685-F	1	Oil Meter	87
8	—	—	Air Piping ⁽²⁾	—
9	338862	1	Filter/Regulator Pkg	162
10	317811-5	1	Hose	81
11	328031 ⁽¹⁾	1	Air Coupler	165
12	328037 ⁽¹⁾	1	Air Adapter	165
13	51888	1	Male Adapter	128
14	1000-88	1	Adapter	128
15	130552	1	Male/Male Adapter	128
16	324170	1	Muffler	—

⁽¹⁾Supplied with Alemite pump

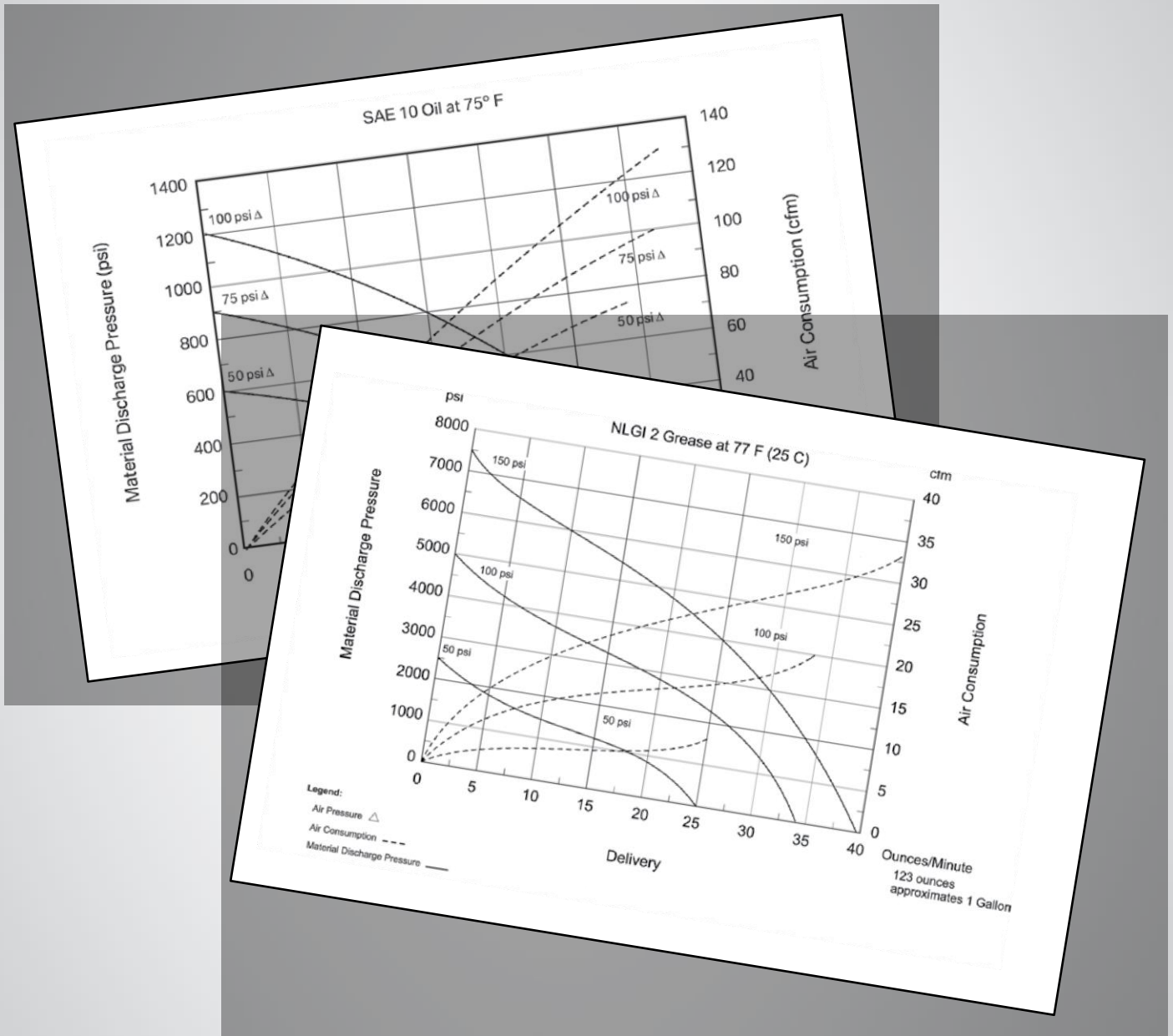
⁽²⁾Furnished by equipment installer

⁽³⁾Bung mount, order 326750-B1





PUMP PERFORMANCE CHARTS



Pump Performance Curves

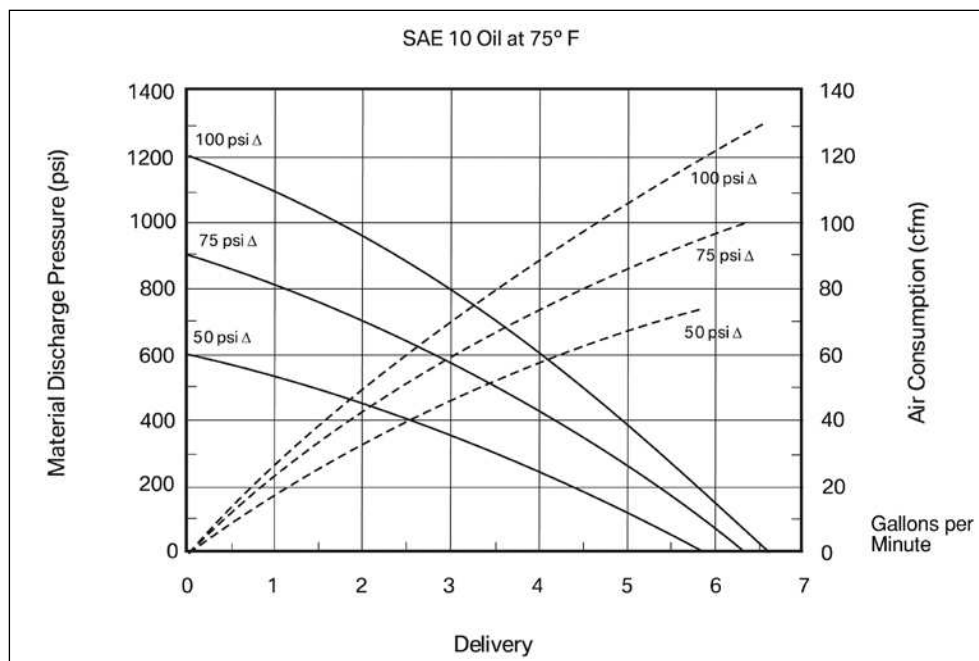
Alemite performance charts are offered to aid in the selection of appropriate products for your applications. These charts depict expected product performance under real world flow rate and pressure conditions.

PUMP PERFORMANCE CHARTS



PUMP PERFORMANCE CURVES

Alemite has a pump to meet virtually every industry application. To find the right pumps for your operation, check the performance capabilities using the performance curves within this section.



Material Discharge Pressure:

To find material discharge pressure (psi) at a specific delivery (GPM) and air pressure (psi):

1. Locate required delivery along bottom of scale.
2. Follow vertical line up to where it intersects with air pressure curve (solid line).
3. Follow line horizontally to the left column of chart to determine discharge pressure.

Air Consumption:

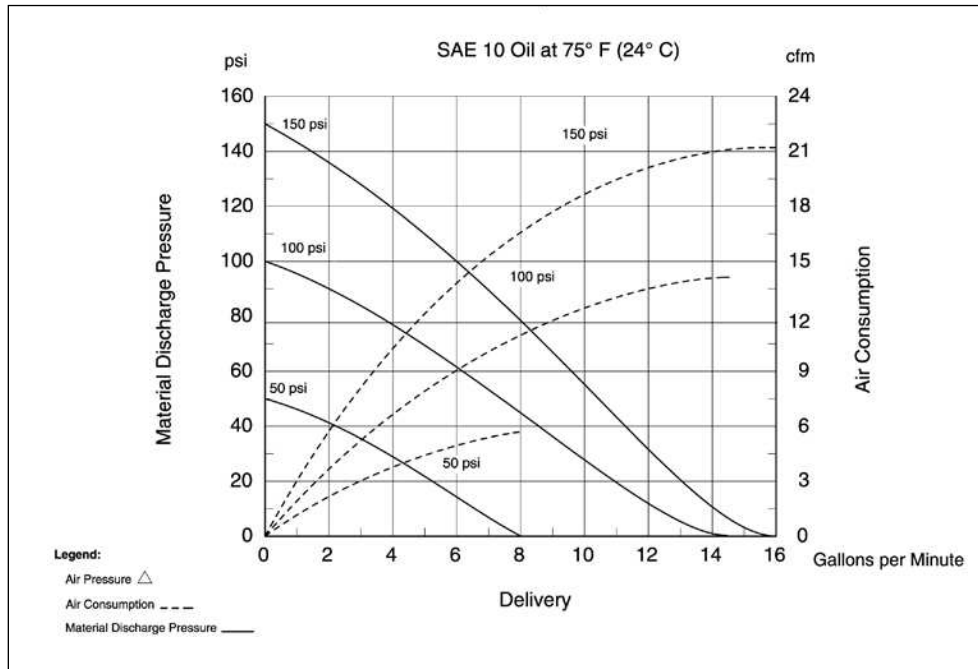
To find air consumption (CFM) at a specific delivery (GPM) and air pressure (psi):

1. Locate required delivery along bottom of scale.
2. Follow vertical line up to where it intersects with air pressure curve (dashed line).
3. Follow line horizontally to the right column of chart to determine air consumption.

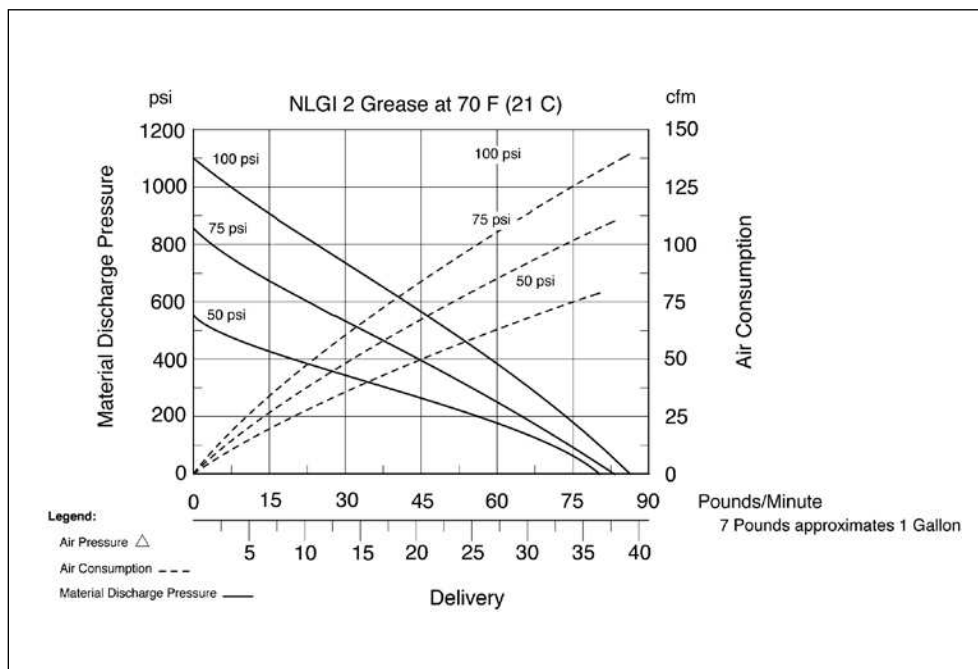
PUMP PERFORMANCE CHARTS

PUMP PERFORMANCE CURVES

7216 Series



7736 Series

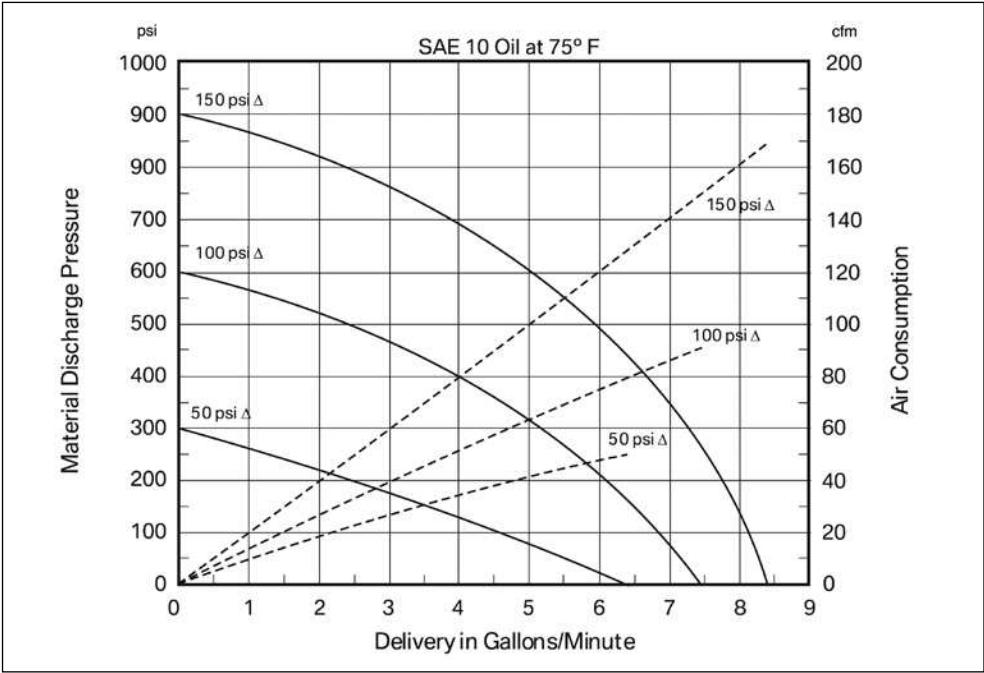


PUMP PERFORMANCE CHARTS

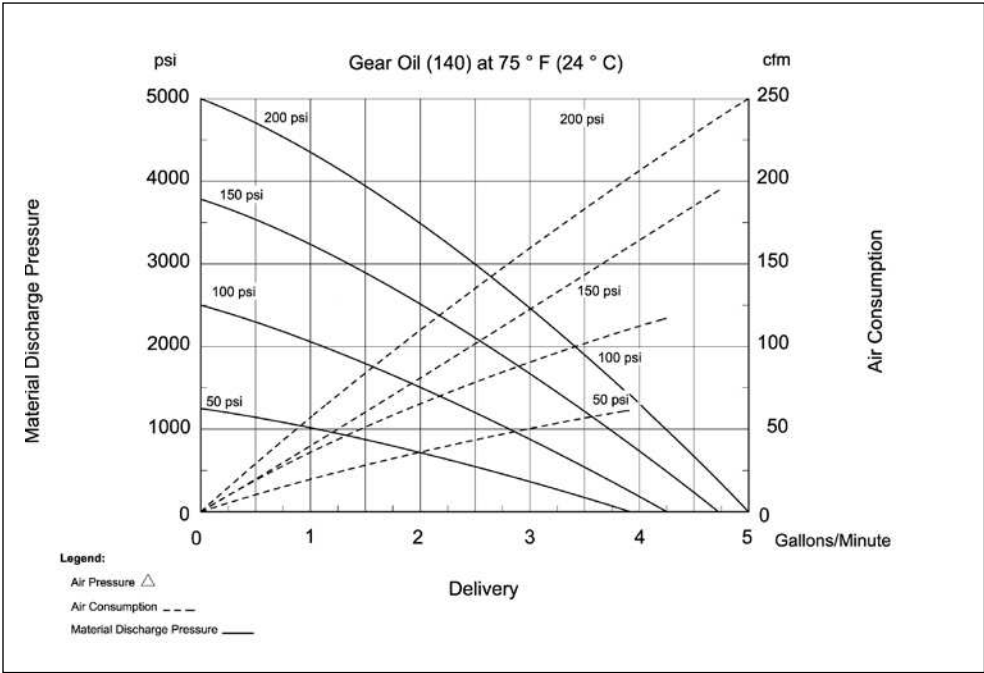


PUMP PERFORMANCE CURVES

7783 Series



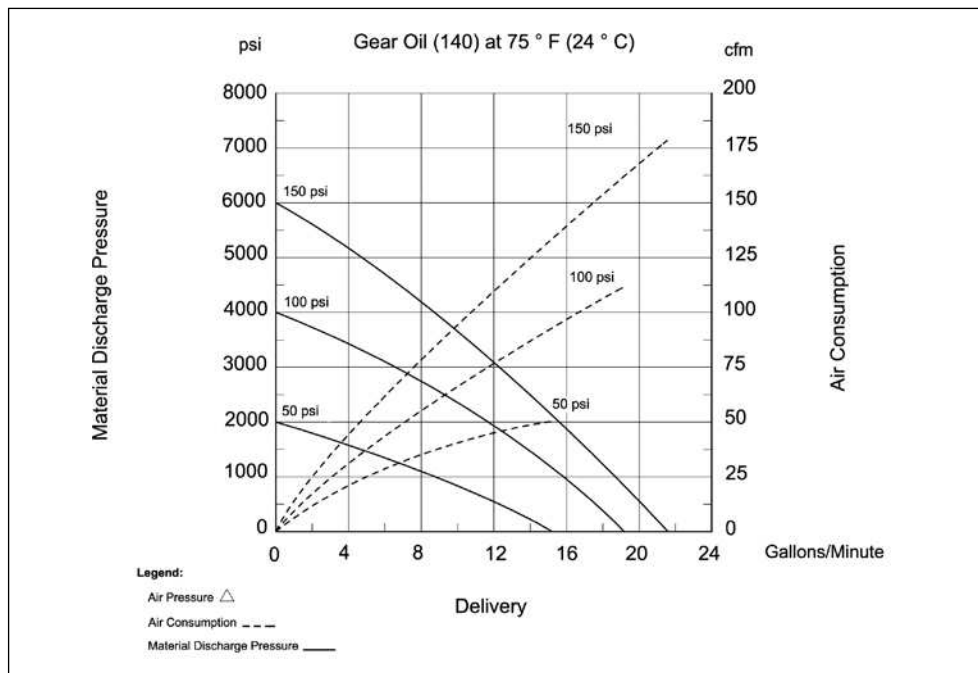
7784 Series



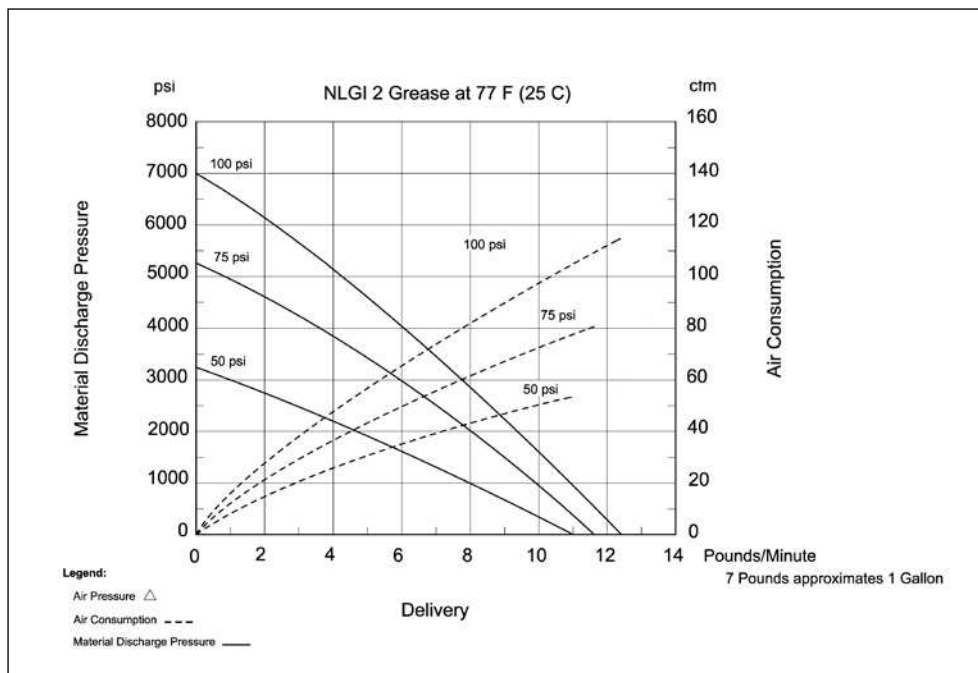
PUMP PERFORMANCE CHARTS

PUMP PERFORMANCE CURVES

7785 Series



7730, 7786 Series

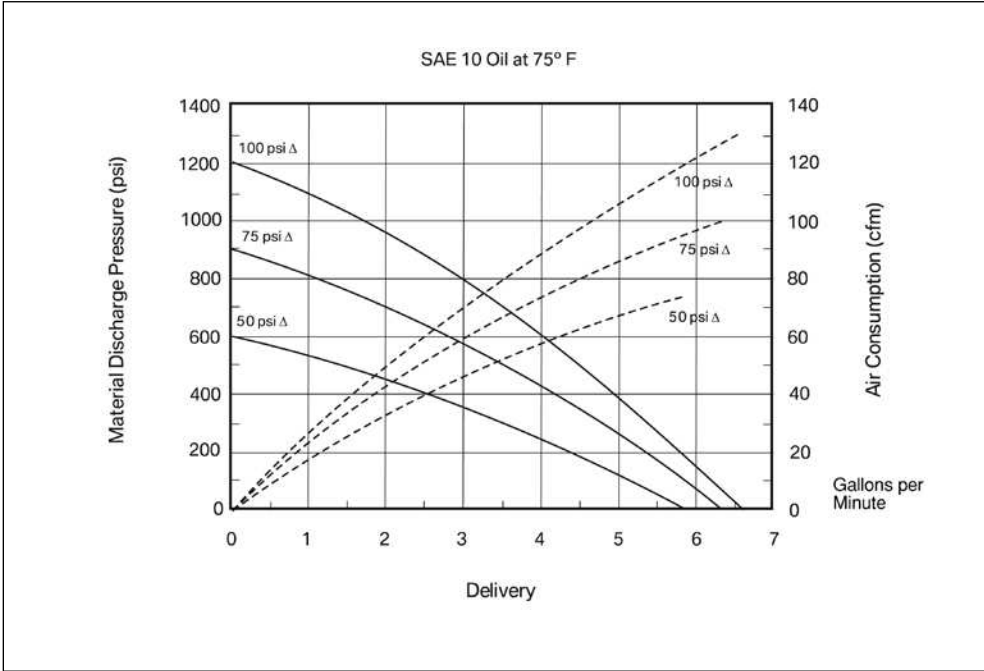




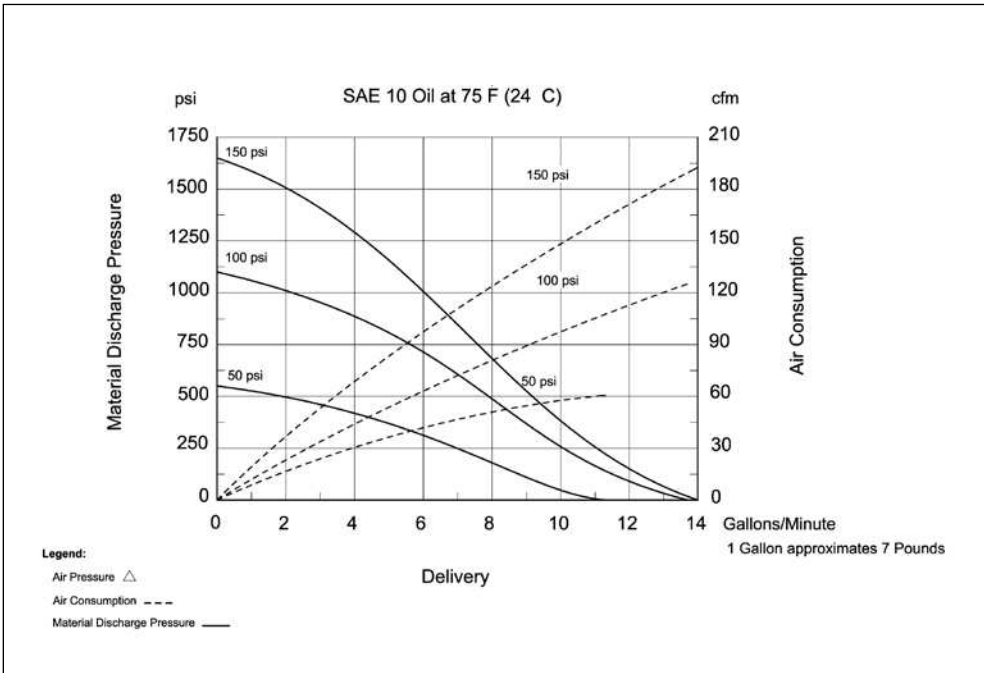
PUMP PERFORMANCE CHARTS

PUMP PERFORMANCE CURVES

7793



7886 Series

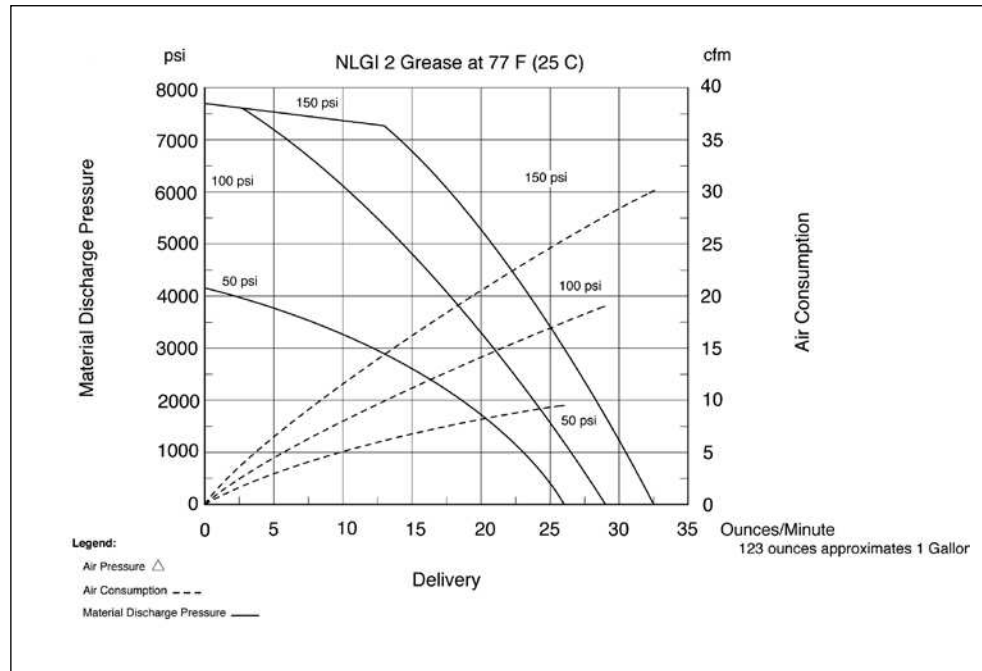




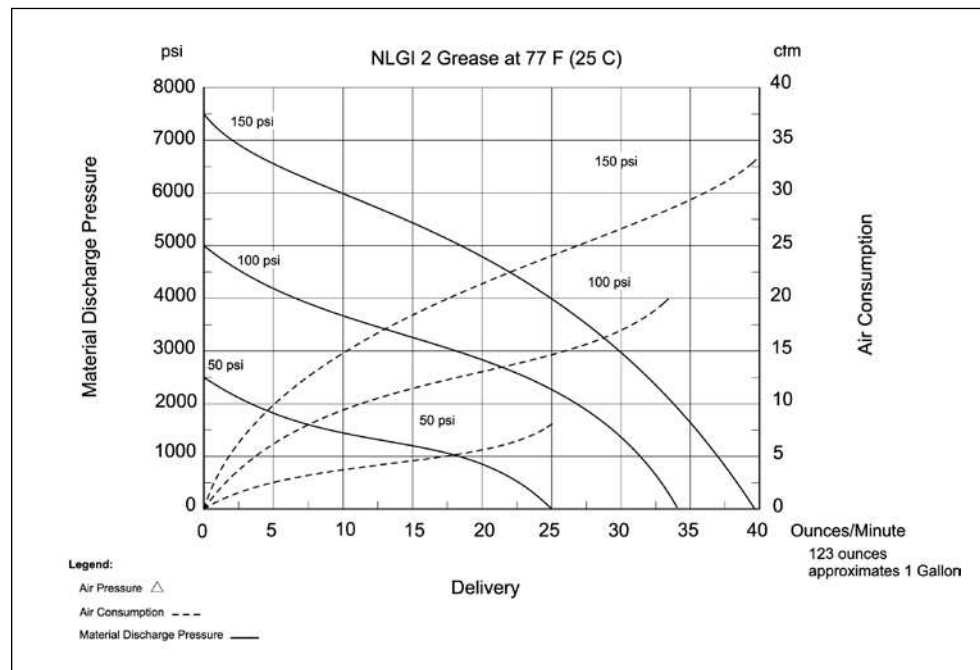
PUMP PERFORMANCE CHARTS

PUMP PERFORMANCE CURVES

8540, 8541, 8549 Series



8550, 8559 Series

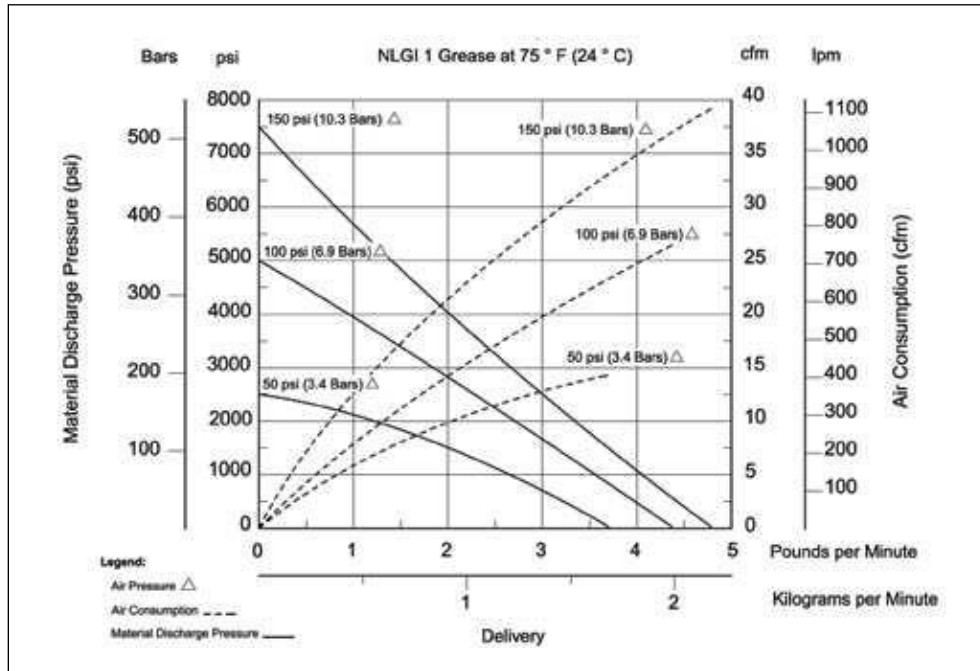


PUMP PERFORMANCE CHARTS

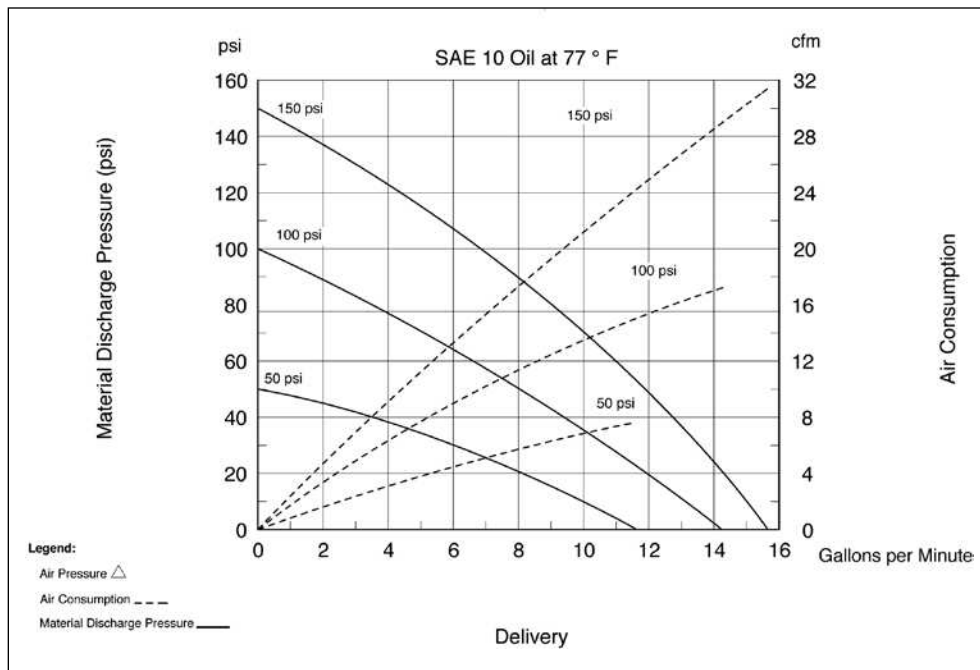


PUMP PERFORMANCE CURVES

9911-1, 9930, 9951-1, 9979



9916-A1

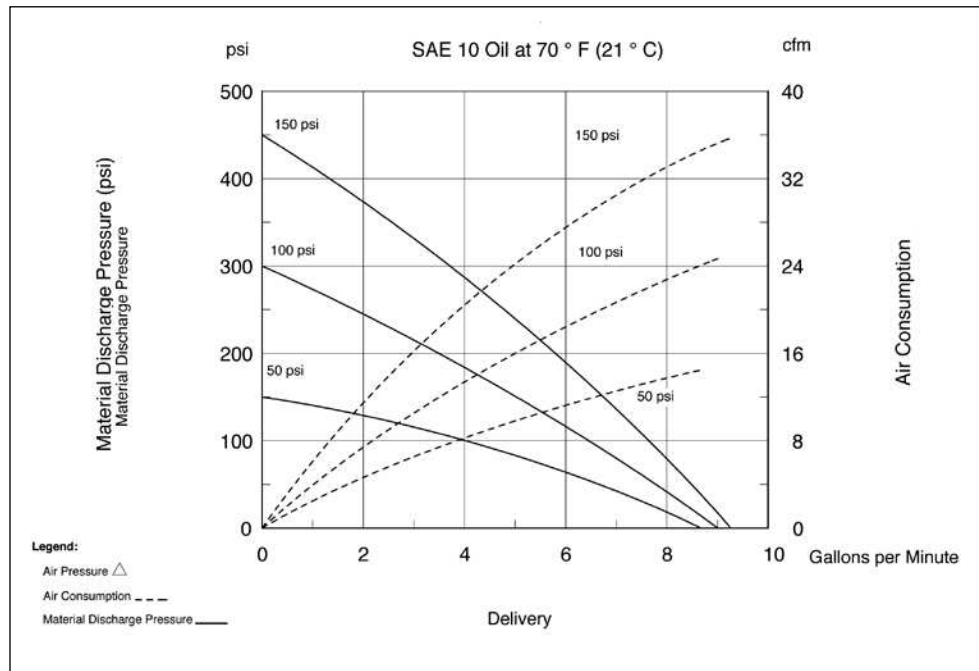




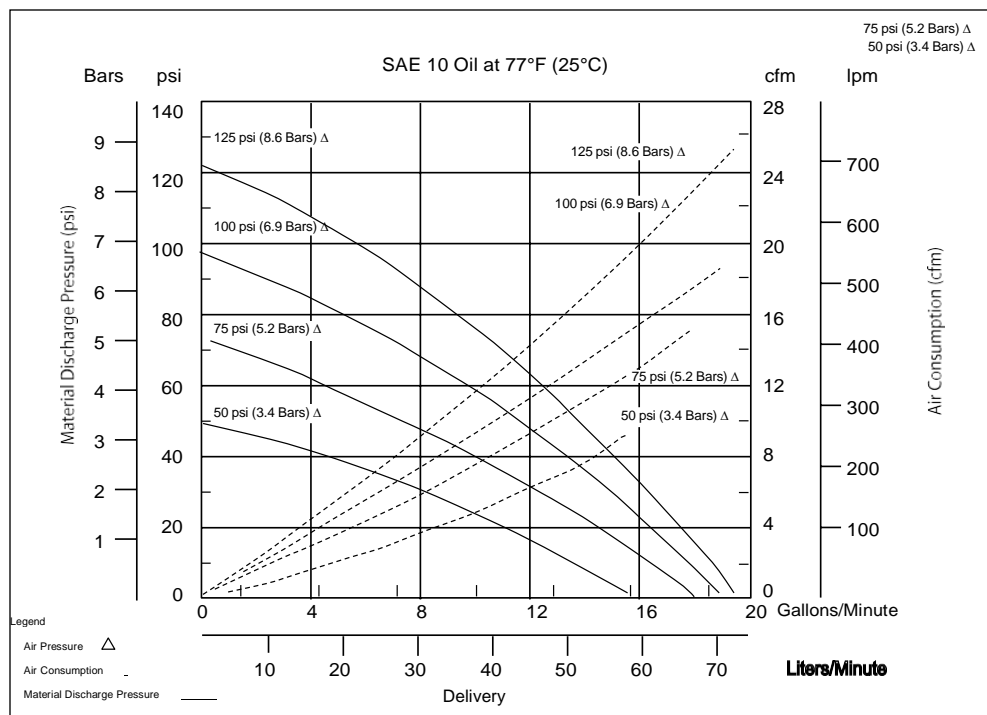
PUMP PERFORMANCE CHARTS

PUMP PERFORMANCE CURVES

9918-A



9920

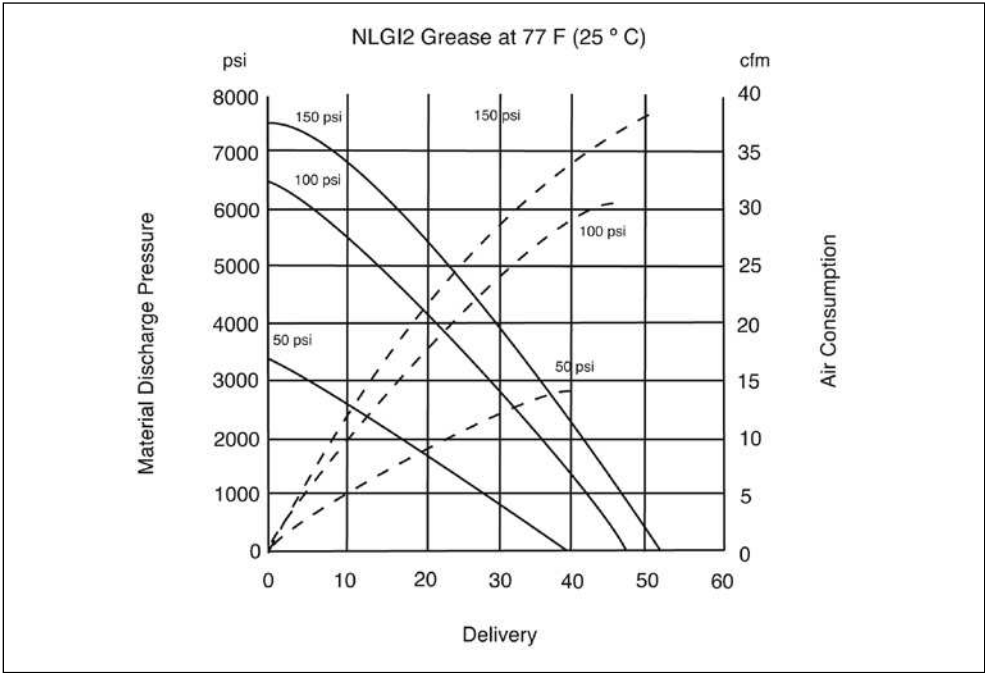




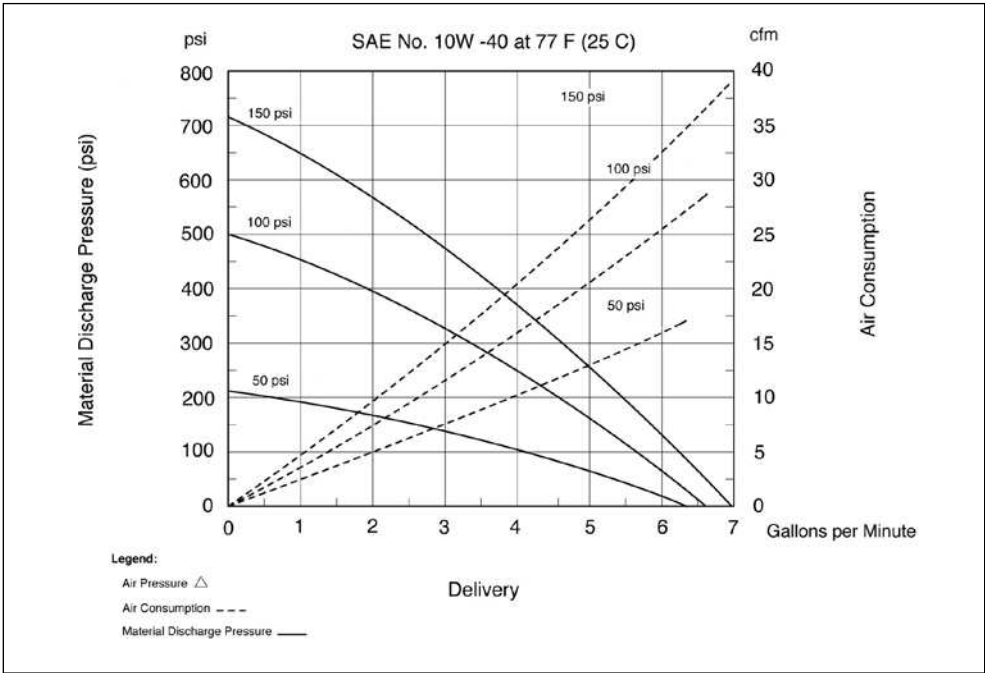
PUMP PERFORMANCE CHARTS

PUMP PERFORMANCE CURVES

9940, 9941, 9949



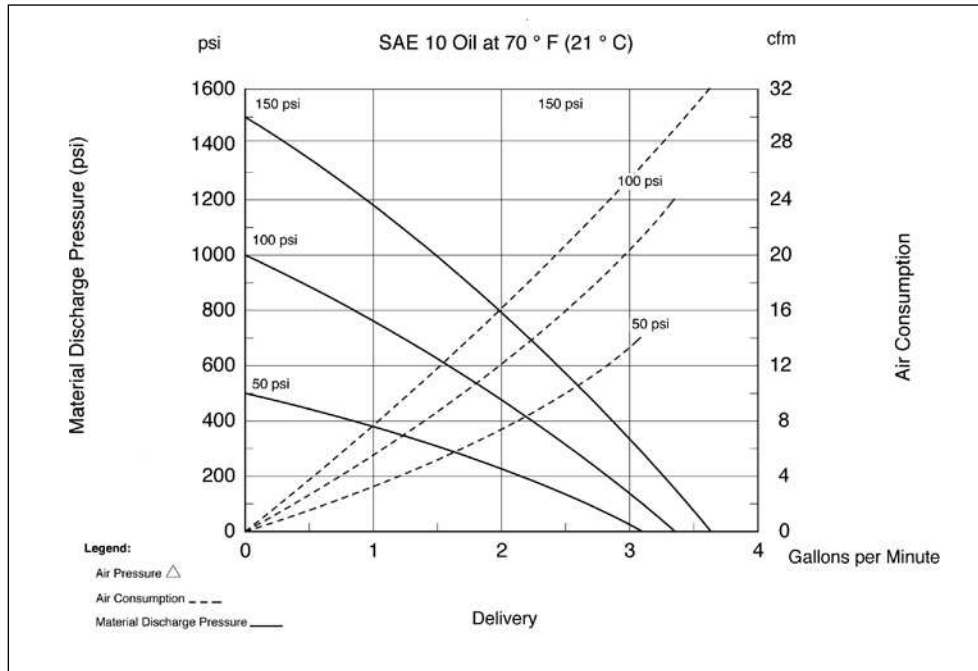
9960, 9968, 9969 Series



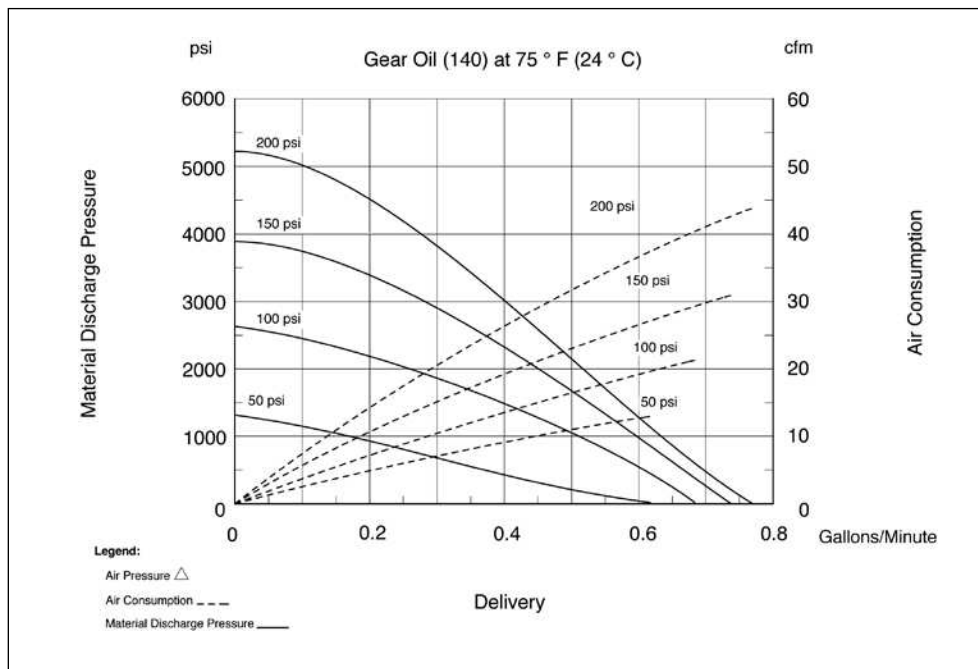
PUMP PERFORMANCE CHARTS

PUMP PERFORMANCE CURVES

9970 Series



331571 Series





PARTS INDEX

INDEX



500.....	13	1618-B.....	102	1814.....	116	3014-B.....	100
500-E.....	13	1620-B.....	102	1815.....	115	3016.....	120
500-L.....	13	1623-B.....	102	1820-1.....	112	3018.....	120
555.....	14	1627-B*.....	104	1822-A1.....	112	3019.....	108
555-E.....	14	1629-B*.....	104	1823-1.....	112	3036.....	116
586-A.....	11	1630-B1.....	109	1851.....	116	3038-B.....	105
586-B.....	11	1631-B.....	120	1885.....	116	3053-B.....	105
586-C.....	11	1633.....	108	1911-AS.....	132	3054-B.....	105
586-D.....	11	1634.....	117	1911-AS1.....	133	3400.....	155
596-A.....	10	1634-B.....	117	1911-B1*.....	100	3530.....	12, 84
596-B.....	10	1637-AS.....	132	1921-AS2.....	135	3530-A.....	84
596-C.....	10	1637-AS1.....	133	1921-AS3.....	134	3530-B.....	84
596-D.....	10	1637-B1*.....	100	1921-B.....	106	3530-C.....	84
597-A.....	10	1638-B.....	102	1921-S.....	107	3572-A.....	88
597-B.....	10	1641-AS.....	132	1922-AS2.....	135	3572-B.....	88
597-C.....	10	1641-AS1.....	133	1922-AS3.....	134	3573-A.....	89
597-D.....	10	1641-B*.....	100	1922-B.....	106	3573-B.....	89
1000-44.....	126	1644-B.....	102	1922-S.....	107	3575-A.....	87
1000-88.....	126, 197, 199	1646-B1.....	109	1923-AS2.....	135	3575-B.....	87
1001-44.....	127	1648-B1.....	120	1923-AS3.....	134	3575-C.....	87
1001-66.....	127	1649-B.....	102	1923-B.....	106	3575-D.....	87
1001-86.....	127, 195, 196	1650.....	117	1923-S.....	107	3579.....	89
1001-88.....	127	1650-AS.....	132	1940-B.....	122	3580-A.....	141, 142
1012-88.....	126	1652-B.....	100	1952-A.....	108	3580-B.....	141, 142
1056-LE4.....	16	1666.....	108	1958.....	102	3640-3.....	83
1056-S4.....	16	1669-B.....	102	1961-AS2.....	135	3641-3.....	83
1056-SE4.....	16	1675-B.....	121	1961-AS3.....	134	3643-3.....	83
1300-50E.....	96	1680-AS.....	132	1961-B.....	106	3644-C3.....	83
1300-50E-DW.....	96	1680-AS1.....	133	1961-S.....	107	3645-C3.....	83
1300-50EP.....	96	1680-B.....	100	1962-B.....	106	3670.....	52, 82 , 98, 198
1300-50EP-DW.....	96	1684-B.....	102	1966-AS2.....	135	3670-B.....	82
1300-50ER.....	96	1688-AS.....	132	1966-AS3.....	134	3671.....	52, 82 , 98, 198
1300-50ER-DW.....	96	1688-B*.....	102	1966-B.....	106	3671-B.....	82 , 194
1300-50Q.....	96	1692.....	117	1966-S.....	107	3673.....	82
1300-50Q-DW.....	96	1692-AS.....	132	1968-AS2.....	135	3674-C.....	82
1300U-50E.....	96	1693.....	117	1968-AS3.....	134	3679.....	82, 93
1300U-50E-DW.....	96	1693-AS.....	132	1968-S.....	107	3685-A.....	85
1300U-50EP.....	96	1698-B.....	100	1969-AS2.....	135	3685-B.....	85
1300U-50EP-DW.....	96	1711-B.....	120	1969-AS3.....	134	3685-F.....	85, 197, 199
1300U-50ER.....	96	1720-B.....	105	1969-B.....	106	3685-G.....	85
1300U-50ER-DW.....	96	1723-B.....	105	1969-S.....	107	3685-M.....	85
1300U-50Q.....	96	1724-B.....	105	1984-AS1.....	133	3686-B.....	85
1300U-50Q-DW.....	96	1728-B.....	108	1992-B1.....	109	3690-C.....	86
1450-IBC.....	98	1728-S.....	107	2103*.....	110	3691-C.....	86
1452.....	115	1736-A.....	108	2105*.....	110	3692-C.....	86
1460-IBC.....	98	1743-B.....	108	2106*.....	110	3693-C.....	86
1480.....	127, 184	1744-B1.....	109	2107.....	110	3696-C.....	86
1606-B.....	102	1746-151.....	167	2108*.....	110	3720-A6.....	178
1607-AS.....	132	1746-151X.....	167	2109*.....	110	3720-B6.....	178
1607-B.....	102	1751-CF.....	166	2364-1.....	124	3721-A6.....	178
1608-B.....	108	1751-FG.....	166	2365-1.....	124	3721-B6.....	178
1610-AS.....	132	1751-MT.....	166	2371.....	124	3722-A6.....	178
1610-BL.....	102	1751-WA.....	166	2398-1.....	124	3722-B6.....	178
1611-AS.....	132	1770-AS.....	132	2741-4.....	57	3725-A6.....	178
1611-B*.....	102	1770-B1.....	101	2742-4.....	57	3726-A6.....	178
1612-AS.....	132	1792-AS.....	132	3005.....	108	3726-B6.....	178
1612-B*.....	102	1792-ASI.....	133	3006.....	108	3730-BW6.....	179
1613-AS.....	132	1792-B.....	101	3009.....	108	3730-RW6.....	179
1613-B*.....	102	1795-B.....	122	3010-B1.....	100	3731-BW6.....	179

BOLD page numbers reference product specific data.

* Available separately in retail packaging.



3731-RW6.....	179	6616-G.....	40, 58	7340.....	69	8071-A.....	72
3732-BW6.....	179	6617-K.....	58	7341.....	69	8071-B.....	72
3732-RW6.....	179	6638-B.....	22	7342.....	69	8071-D.....	72
3736-BW6.....	179	6647*.....	163	7343.....	73	8072-A.....	74, 156
3736-RW6.....	179	6654-A.....	23	7344.....	73	8072-B.....	74, 156
3922-A.....	174	6679-J3.....	17	7345.....	69	8078-A.....	62
3922-AC.....	174	6679-J3E.....	17	7346.....	69	8078-B.....	62 , 195, 196
3922-B.....	174	6703-B.....	23	7350.....	76	8078-BBK.....	62
3922-BC.....	174	6704-A.....	23	7370.....	67	8078-BBL.....	62
3922-BD.....	174	6704-B.....	23	7371.....	67	8078-BW.....	62
3942-BC.....	175	6709-A4.....	53	7372.....	67	8078-C.....	62
3942-BD.....	175	6709-B4.....	53	7373.....	67	8078-D.....	52, 62 , 98, 197-199
3942-CB.....	175	6713-4.....	41	7492.....	91	8078-DBK.....	62
3942-CC.....	175	6777-5.....	39, 40, 171	7498.....	91	8078-DBL.....	62
3942-DD.....	175	6778.....	24	7498-A.....	91	8078-DW.....	62
3943-B.....	175	6783*.....	94, 172	7498-C.....	91	8078-E.....	63
3943-BC.....	175	6796.....	44	7504-1.....	161	8078-F.....	63
3943-BD.....	175	6799.....	45	7506-1.....	161	8078-FBK.....	63
3943-CB.....	175	6800.....	24, 25	7508.....	161	8078-FBL.....	63
3943-CC.....	175	7089.....	23	7531-4.....	41	8078-FW.....	63
3943-DD.....	175	7117-1.....	43	7531-A4.....	41	8078-G.....	64
4015-A4.....	15	7118-1.....	42	7533-4.....	43	8078-H.....	64
4015-B4.....	15	7134-A.....	63	7534-4.....	43	8078-J.....	65
4035.....	20	7134-B.....	63	7535-4.....	43	8078-K.....	65
5253.....	108	7134-C.....	63	7537-4.....	42	8078-M.....	63
5253-1.....	108	7135-A.....	63	7538-4.....	42	8078-N.....	64
5253-3.....	108	7135-B.....	63	7539-4.....	42	8078-P.....	64
5254-1.....	109	7135-C.....	63	7542.....	94, 172	8078-R.....	65
5604-3.....	162	7136-A.....	63	7604-1.....	160	8078-T.....	62
5606-3.....	162	7136-B.....	63	7604-B.....	160	8079-A.....	70
5608-3.....	162	7136-C.....	63	7606-1.....	160	8079-B.....	70
5612-2.....	162	7149-4.....	40	7606-B.....	160	8079-C.....	70
5616-2.....	162	7149-A4.....	40	7608-1.....	160	8079-D.....	70
5644-2.....	162	7149-E4.....	40	7608-B.....	160	8079-E.....	70
5904-3.....	162	7149-T.....	40	7612-B.....	160	8079-F.....	70
5906-3.....	162	7175-R4.....	37	7616-B.....	160	8080-A.....	68
5908-3.....	162	7181-4.....	39	7624-A.....	160	8080-B.....	68
5912-2.....	162	7181-K.....	39	7730.....	36	8080-C.....	69
5916-2.....	162	7216-4.....	46	7735.....	36	8080-D.....	69
6067-1.....	94, 172	7216-A4.....	46	7736.....	36	8080-E.....	69
6135.....	125	7216-B.....	46	7783-A4.....	31 , 199	8080-F.....	69
6136.....	125	7216-S3.....	46	7783-C4.....	31	8080-G.....	69
6239*.....	94, 172	7222-B4.....	46	7784-A4.....	36	8080-H.....	68
6243-J3.....	17	7260.....	75	7785-A5.....	36 , 196	8080-J.....	69
6243-J3E.....	17	7261.....	75	7785-B5.....	36	8081-A.....	66
6248-1.....	24	7262-A.....	75	7786-A5.....	36	8081-B.....	66 , 194
6268-2.....	18	7331.....	71	7786-C.....	36	8081-C.....	66
6278*.....	94, 172	7334-B.....	63	7793-A1.....	31	8081-D.....	66 , 194
6279.....	22	7334-C.....	65	7793-C.....	31	8081-E.....	67
6304-B*.....	26, 128	7334-D.....	71	7795-A5.....	36	8081-F.....	67
6304-C*.....	26, 128	7335-B.....	63	7795-B5.....	36	8081-G.....	67
6320-3.....	90 , 194-196	7335-C.....	65	7818-F5.....	57	8081-J.....	66
6320-B.....	90	7335-D.....	71	7835-SDTR1.....	47	8081-K.....	67
6320-C.....	90	7336-B.....	63	7836-C1.....	91	8082-A.....	75
6438.....	90	7336-C.....	65	7880-C1.....	46	8301.....	50
6509-D*.....	26, 128	7336-D.....	71	7886-A5.....	48	8322.....	50 , 194
6509-E*.....	26, 128	7337-C.....	65	7886-S5.....	48	8322-A.....	50
6598-B.....	53	7338-B.....	72	7936.....	52, 98, 161 , 198	8322-B.....	50
6615-G.....	40, 58	7338-C.....	72	8051-1.....	76	8322-C.....	50 , 154

BOLD page numbers reference product specific data.

* Available separately in retail packaging.

SECTION EIGHTEEN

8322-D.....	50	9950-1.....	32	41729	126	307925	126
8323.....	50	9950-A1.....	32 , 195	42030	26, 128	308730*.....	12, 26, 128
8324.....	50	9950-C1.....	32	42030-A.....	26, 128	308730-A.....	26, 128
8325.....	50	9950-D1.....	32	42031-A.....	26, 128	308785	195, 196
8327.....	50	9951-1.....	33	42159	126	310048	24
8329.....	50	9951-S1.....	33	42702	125	310912	125
8340.....	50	9951-T1.....	33	42703	125	313650	119
8422.....	153	9960.....	28	42763	94, 172	314150	26, 129
8423.....	154	9960-A.....	28 , 197	42802	94, 172	314898	55
8424.....	157	9961-1.....	29	43379	126	316315-5	170
8430.....	153	9968.....	28 , 52, 98, 194, 198	43570-A2.....	168	317400	114
8540-A1.....	34	9968-A.....	28	43706	129	317400-E.....	113
8540-B.....	34	9969-B.....	28 , 197	43716	129	317803-3	79 , 195, 196, 197
8541-5.....	35	9970.....	28	43718	129	317803-7	79
8549-B1.....	34	9979.....	32	43748	129	317803-25	79
8549-C.....	34	9979-A.....	32 , 194	43760	126	317803-30	79
8550-A1.....	34 , 195	17831	127	43761	126	317803-40	79
8553-2.....	35	31151-A.....	177	43762	126	317803-50	79
8559-B.....	34	31151-B.....	177	44701	129	317807-5F.....	79
8568-A4.....	30	31151-C.....	177	44734	126	317809-5F.....	79
8570-5.....	43	31151-D.....	177	45120	127	317811-5	36, 79 , 199
8580.....	146	31151-E.....	177	47100	114	317811-15	79
8586.....	147	31152-A.....	177	47100-E.....	113	317811-50	79
8586-A.....	147	31152-B.....	177	47200	114	317811-80	79
8587-1.....	147	31152-C.....	177	47200-E.....	113	317811-100.....	94, 172
8588.....	148	31152-D.....	177	47640	114	317813-1	94, 172
8589.....	148	31152-E.....	177	47703	126	317813-2	78 , 139
8589-A.....	148	31154-A.....	177	48925	184	317813-5	78
8592.....	147	31154-B.....	177	50491	26, 128	317813-5F.....	78 , 197, 199
8595-A.....	149	31154-C.....	177	50500	114	317813-7	78
8595-B.....	149	31154-D.....	177	51185	26, 128	317813-15	78
8595-C.....	149	31154-E.....	177	51219	77, 94, 172	317813-25	78
8597.....	146	31159-A.....	177	51543	77	317813-30	78
8700-A.....	38	31159-B.....	177	51888	126 , 195-197, 199	317813-50	78
8700-A1.....	38	31159-C.....	177	51891	127	317813-80	94, 172
8700-B.....	38	31159-D.....	177	51942	126	317813-100.....	94, 172
8700-B1.....	38	31159-E.....	177	51943	127, 129	317850-1*.....	94, 172
8700-C.....	38	32301-A.....	177	52797	126	317850-1F.....	22
8700-C1.....	38	32301-B.....	177	54269	22	317850-2	22
8702-A.....	38	32301-C.....	177	54730	77	317850-3	22
8702-A1.....	38	32301-D.....	177	54732	77	317853-5	58
8702-B.....	38	32301-E.....	177	130552	126 , 195-197, 199	317854-5F.....	39, 58
8702-B1.....	38	32302-A.....	177	131000-T.....	118	317860-1	94, 172
8702-C.....	38	32302-B.....	177	131586	127	317868-30	79
8702-C1.....	38	32302-C.....	177	170008	127	317869-50	79
9911-A1.....	33	32302-D.....	177	300805	118	317870-50	78
9911-C1.....	33	32302-E.....	177	301980	77, 94, 172	317870-70	78
9911-H1.....	33	32304-A.....	177	304300	26, 128	317870-80	78
9911-HB1.....	33	32304-B.....	177	304300-A.....	26, 128	317874-30	78
9911-HC1.....	33	32304-C.....	177	304301	26, 128	317874-50	78
9911-J.....	33	32304-D.....	177	304810	118	317875-1F.....	78
9911-Z1.....	33	32304-E.....	177	305859	126	317875-7	78
9916-A1.....	28	32309-A.....	177	306586	77, 94, 172	317875-10	78
9918-A.....	28	32309-B.....	177	306722	129	317875-14	78
9920.....	28	32309-C.....	177	306741	25	317875-20	78
9930.....	32	32309-D.....	177	307111	163	317875-25	78
9940.....	32	32309-E.....	177	307112	163	317875-30	78
9941.....	33	40996	127	307115	163	317875-40	78
9949.....	32	41531	94, 172	307116	163	317875-50	78

BOLD page numbers reference product specific data.

* Available separately in retail packaging.



317875-70.....	78	331380-E1.....	34	339007.....	140, 144	340998.....	38
317876-5.....	78	331380-M1.....	34	339084.....	92	340999.....	38
317878-10.....	78	331571-A5.....	49	339100.....	91	343000.....	143
317878-50.....	78	331571-B5.....	49	339276.....	139, 140, 144	343000-1.....	143
317882-2.....	94, 172	331571-C5.....	49	339277-1.....	139, 140, 144	343025.....	139, 144
317882-7.....	78 , 195, 196	332912.....	77	339277-2.....	139, 140, 144	343027.....	144
317898-5.....	94, 172	334850.....	170	339317.....	144	343030-25.....	144
318040-4.....	54	336551.....	126	339318.....	140, 144	343030-50.....	144
319702.....	26, 128	336575-B1.....	170	339368.....	71	343030-100.....	144
320354.....	127	336899.....	170	339371.....	71	343030-250.....	144
321206.....	94, 139, 172	337437.....	77	339389.....	77	343030-500.....	144
321340.....	170, 194	337665.....	55	339389-1.....	77	343067.....	139, 140, 144
321620.....	119	338145.....	54	339389-2.....	77	343068.....	139, 140, 144
321839.....	114	338147-1.....	60	339538.....	77	343076.....	52, 98, 198
322120.....	26, 128	338147-2.....	60	339539-50.....	79	343077.....	52, 98, 198
322434.....	40, 58	338147-3.....	60	339570.....	22	343084.....	34
322610*.....	12	338147-4.....	60	339588.....	167	343085.....	34
323060.....	114	338147-7.....	60	339589.....	167	343090.....	93
323449-4.....	161	338147-9.....	60	339590.....	167	343091-1.....	93
323800-4.....	54	338147-10.....	60	339592.....	167	343092-1.....	93
323847-4.....	54 , 196	338163.....	54	339594.....	167	343093.....	93
324170.....	199	338166.....	54	339596.....	167	343096.....	90
324970.....	118	338246-1.....	60	339598.....	167	343098.....	93
325540-1.....	18	338246-3.....	60	339600.....	167	343101.....	154
325540-2.....	18	338246-4.....	60	339603.....	167	343102.....	154
325749.....	59	338246-5.....	60	339630-RD.....	125	343109.....	153
326314.....	115	338246-10.....	60	339630-WH.....	125	343110.....	153
326370-1.....	183	338315.....	139, 140, 144	339672-1.....	144	343111.....	153
326370-2.....	183	338370-2.....	60	339683.....	56 , 150	343120.....	157
326370-3.....	183	338371.....	54	339684-18.....	78	343121.....	157
326370-4.....	183	338382.....	114	339738.....	125	343122.....	157
326370-5.....	183	338550.....	150	339760.....	125	343123-1.....	157
326370-6.....	183	338552.....	127	339762-50.....	125	343123-2.....	157
326370-7.....	183	338554.....	150	339762-150.....	125	343123-3.....	157
326370-8.....	183	338557.....	150	339812.....	12	343123-4.....	157
326370-9.....	183	338564.....	149	339813.....	125	343124.....	157
326370-10.....	183	338685.....	150	339841.....	129	343125.....	157
326432.....	56	338801.....	55	339948.....	161	343138.....	153
326463-B1.....	56	338802.....	55 , 195	340004.....	129	343139.....	154
326750.....	56	338803.....	55	340011.....	51	343140.....	157
326750-B1.....	36, 56	338804.....	55	340012.....	51	343141.....	157
326750-E1.....	56	338825.....	55	340062.....	94, 172	343142.....	157
327033.....	126	338860.....	160 , 195, 197	340067.....	12	343143-2.....	157
327240.....	118	338862.....	160 , 196, 199	340078.....	150	343170.....	12
328030*.....	163 , 195, 197	338911.....	55	340080.....	139, 140, 144	343172.....	59
328031.....	163 , 196, 199	338912.....	55 , 196	340084.....	92	343173.....	59
328032.....	163	338923.....	55	340276.....	94, 172	343183.....	152
328033.....	163	338958.....	171	340289-1.....	150	343185.....	152
328034*.....	163 , 195, 197	338977.....	54	340289-2.....	150	343191.....	139, 140, 144
328036.....	163	338978.....	144	340289-3.....	150	343192.....	139, 140, 144
328037.....	163 , 196, 199	338981.....	54	340338.....	12	343200.....	50
328190-B4.....	59	338982.....	54	340341.....	171	343201.....	50
328224.....	127	338983.....	54	340349.....	94, 172	343259.....	93
328303-42.....	125	338984.....	54	340741.....	94, 172	343261.....	149
328435.....	127	338991.....	55	340989.....	38	343262.....	149
330766.....	118	338992.....	55	340992.....	38	343274.....	149
331378-E1.....	34	338993.....	55	340993.....	38	343283.....	59, 149
331378-F1.....	34	339005.....	139, 140, 144	340994.....	38	343289.....	12
331378-H1.....	34	339006.....	140, 144	340997.....	38	343303.....	163

BOLD page numbers reference product specific data.

* Available separately in retail packaging.

INDEX

343312	141	381190-2	184	387275	188	B6638-A	22
343313	142	381192-2	184	387390	167	B6647	163
343314	141	381193-2	184	387603-2	180	B6652-A	23
343408	139	381281-1	182	387603-4	180	B6703-A	23
343434	138	381281-2	182	387603-6	180	B6783	24
343500	12	381281-3	182	387603-8	180	B52750	77
343501	12	381281-4	182	387603-10	180	B52751	77
343509	97	381281-5	182	387603-16	180	B52752	77
343510	97	381281-06	182	387613	185	B306740	25
343530	139	381282-1	182	388034	186	B308730	94, 172
343531	139	381282-2	182	388037	184	B315790	129
343533-100	139	381282-3	182	388235	185	B315791	129
343533-250	139	381282-5	182	388236	185	B317850-1	22
343533-500	139	381283-2	181	388243	185	B321320	77, 194
343534	138	381283-3	181	388415	187	B322610	25
343535	138	381283-5	181	388612	188	B328030	163, 195
343537	139	381283-8	181	391421	94, 161, 172	B328034	163, 195
343539	139	381288-1	181	393810-11	141, 142	B330070	26, 128
343540	139	381288-2	181	398726	26, 129	B330604	163
343542	139	381288-3	181	398727	26, 129	B331107	77, 195, 196
343543	139	381288-5	181	A112	127	B334547-1	163
343544	139	381288-8	181	A113	127	B336770	24
343545	139	381290-2	180	A336	121	B337595-A1	22
343546	139	381290-4	180	A359	121	B337595-B1	22
343586	138	381290-6	180	A908-A	94, 172	B339800	92
343587	138	381290-8	180	A1184	111	C69	111
343589	138	381290-10	180	A1186	111	C600	19
343590	138	381290-16	180	A1188	111	F100	19
343591	138	381303-4	180	A1190	111	F101	21
343596	140	381303-6	180	B154	26, 128	F103	21
369518	119	381303-8	180	B200	24	F104	21
369528	119	381303-10	180	B201	24	F105	19
369533	117	381303-16	180	B203	24	F106	21
369568	119	382064	188	B205	24	F401	44
369574	102	383588-1	183	B408	25	F403	43
369577	108	383588-2	183	B412	53	F404	43
369582	105	383588-3	183	B1610-BL	123	F406	44
369583	119	383588-4	183	B1611-B	123	F7117	43
369586	129	383588-5	183	B1613-B	123	F331035	12, 25
369591	108	383588-6	183	B1627-B	123	M336	121
369593	114	383588-7	183	B1629-B	123	M1184	111
369594	129	383617-10	183	B1637-B1	123	SWA274	195-197, 199
369599	102	383617-11	183	B1641-B	123	SWA306	50
369602	118	383617-12	183	B1688-B	123	VB942	26, 128
369604	108	383617-13	183	B1741-A	168	Z737	26, 129
369608	102	383617-14	183	B1911-B1	123	Z741-A	115
369609	101	384280-1	183	B2103	123		
369613	122	384280-2	183	B2105	123		
369616	120	384280-3	183	B2106	123		
369622	118	384280-4	183	B2108	123		
380372-A1	56, 197, 199	384280-5	183	B2109	123		
380372-B1	56, 195, 196	384280-6	183	B6238	24		
380791-2	180	384280-7	183	B6239	24		
380791-4	180	384280-8	183	B6278	24		
380791-6	180	384280-9	183	B6304-B	94, 172		
380791-10	180	384280-10	183	B6304-C	94, 172		
380791-16	180	384889	188	B6509-D	94, 172		
381173-2	184	385033	188	B6509-E	94, 172		
381174-2	184	385662-A1	185	B6638	22		

BOLD page numbers reference product specific data.

* Available separately in retail packaging.







Alemite is an SKF Group Brand

5148 North Hanley Road
St. Louis, MO 63134
Toll Free U.S.: 866-4-ALEMITE (866-425-3648)
Toll Free Canada: 800-267-8022
International: 803-802-0001
www.alemite.com

LIT2020 – EN.1.20



MFP
AUTOMATION
ENGINEERING